



Dow AgroSciences



Enlist Duo

TM

WITH COLEX·D
TECHNOLOGY

HERBICIDE

For control of annual and perennial weeds and use on Enlist™ corn, soybeans and cotton; use as a non-selective burndown; chemical fallow; and use as a preplant or preemergence or postemergence herbicide on listed crops, for control of emerged weeds only.

2,4-D products that do not contain COLEX-D™ Technology are not authorized for use in conjunction with Enlist corn, soybeans and cotton.

Do not allow contact of herbicide with foliage, green stems, exposed non-woody roots or fruit of crops, desirable plants and trees because severe injury or destruction may result.

For approved states, see Uses Restrictions.

Group	4	9	HERBICIDE
-------	---	---	-----------

Active Ingredient(s):			
glyphosate: N-(phosphonomethyl)glycine,			
dimethylammonium salt			22.1%
2,4-Dichlorophenoxyacetic acid,			
choline salt			24.4%
Other Ingredients			53.5%
Total			100.0%

2,4-dichlorophenoxyacetic acid equivalent – 16.62% - 1.6 lb/gal
glyphosate acid equivalent – 17.48% - 1.7 lb/gal

Keep Out of Reach of Children WARNING AVISO

Si usted no entiende la etiqueta, busque a alguien para que se la explique a usted en detalle. (If you do not understand the label, find someone to explain it to you in detail.)

Agricultural Use Requirements

Use this product only in accordance with its labeling and with the Worker Protection Standard, 40 CFR Part 170. Refer to the label booklet under "Agricultural Use Requirements" in the Directions for Use section for information about this standard.

For additional Precautionary Statements, First Aid, Storage and Disposal and other use information see inside this label.

Notice: Read the entire label. Use only according to label directions. **Before using this product, read Warranty Disclaimer, Inherent Risks of Use, and Limitation of Remedies at end of label booklet. If terms are unacceptable, return at once unopened.**

In case of emergency endangering health or the environment involving this product, call 1-800-992-5994.

Agricultural Chemical: Do not ship or store with food, feeds, drugs or clothing.

EPA Reg. No. 62719-649

EPA Est. 11773-IA-001
99081501

®/™Trademark of The Dow Chemical Company ("Dow") or an affiliated company of Dow

Produced for
Dow AgroSciences LLC
9330 Zionsville Road
Indianapolis, IN 46268

NET CONTENTS 2.5 GAL



Precautionary Statements

Hazards to Humans and Domestic Animals

WARNING

Causes Substantial But Temporary Eye Injury • Harmful If Swallowed • Prolonged Or Frequently Repeated Skin Contact May Cause Allergic Reactions In Some Individuals

Do not get in eyes or on clothing.

Personal Protective Equipment (PPE)

All mixers, loaders, applicators, flaggers, and handlers must wear:

- Long-sleeved shirt and long pants
- Shoes and socks, plus
- Waterproof gloves
- Protective eyewear (goggles, face shield, or safety glasses).
- Chemical-resistant apron when mixing or loading, cleaning up spills or equipment, or otherwise exposed to the concentrate.

See engineering controls for additional requirements

Follow manufacturer's instructions for cleaning/maintaining PPE. If no such instructions for washables exist, use detergent and hot water. Keep and wash PPE separately from other laundry.

Engineering Controls

When handlers use closed systems or enclosed cabs in a manner that meets the requirements listed in Worker Protection Standard (WPS) for agricultural pesticides [40 CFR 170.240 (d) (4-5)], the handler PPE requirements may be reduced or modified as specified in the WPS.

User Safety Recommendations

Users should:

- Wash hands thoroughly with soap and water after handling and before eating, drinking, chewing gum, using tobacco, or using the toilet. Remove and wash contaminated clothing before reuse.
- Remove clothing/PPE immediately if pesticide gets inside. Then wash thoroughly and put on clean clothing. If pesticide gets on skin, wash immediately with soap and water.
- Remove PPE immediately after handling this product. Wash the outside of gloves before removing. As soon as possible, wash thoroughly and change into clean clothing.

First Aid

If in eyes: Hold eye open and rinse slowly and gently with water for 15-20 minutes. Remove contact lenses, if present, after the first 5 minutes, then continue rinsing eye. Call a poison control center or doctor for treatment advice.

If swallowed: Call a poison control center or doctor immediately for treatment advice. Have person sip a glass of water if able to swallow. Do not induce vomiting unless told to do so by a poison control center or doctor. Do not give anything by mouth to an unconscious person.

First Aid (Cont.)

Have the product container or label with you when calling poison control center or doctor, or going for treatment. You may also contact 1-800-992-5994, for emergency medical treatment information.

Environmental Hazards

This pesticide is toxic to fish and aquatic invertebrates. Do not apply directly to water, to areas where surface water is present, or to intertidal areas below the mean high water mark. Drift or runoff may adversely affect aquatic invertebrates and non-target plants. Drift and runoff may be hazardous to aquatic organisms in water adjacent to treated areas. Do not contaminate water when disposing of equipment washwaters or rinsate.

This chemical has properties and characteristics associated with chemicals detected in groundwater. The use of this chemical in areas where soils are permeable, particularly where the water table is shallow, may result in groundwater contamination. Application around a cistern or well may result in contamination of drinking water or groundwater.

Physical and Chemical Hazards

Spray solutions of this product must be mixed, stored and applied using only stainless steel, aluminum, fiberglass, plastic or plastic lined containers.

Do not mix, store or apply this product or spray solutions of this product in galvanized steel or unlined steel (except stainless steel) containers or spray tanks. This product, or spray solutions of this product, reacts with such containers and tanks to produce hydrogen gas that may form a highly combustible gas mixture. This gas mixture could flash or explode, causing serious personal injury, if ignited by open flame, spark, welder's torch, lighted cigarette or other ignition source.

Directions for Use

It is a violation of Federal law to use this product in a manner inconsistent with its labeling.

Read all Directions for Use carefully before applying.

Do not apply this product in a way that will contact workers or other persons, either directly or through drift. Only protected handlers may be in the area during application. For any requirements specific to your state or tribe, consult the agency responsible for pesticide regulation.

TANK-MIXING INSTRUCTIONS:

ENLIST Duo may only be tank-mixed with products that have been tested and found not to adversely affect the spray drift properties of Enlist Duo. A list of those products may be found at EnlistTankmix.com DO NOT TANK-MIX ANY PRODUCT WITH Enlist Duo unless:

1. You check the list of tested products found not to adversely affect the spray drift properties of Enlist Duo at EnlistTankmix.com no more than 7 days before applying Enlist Duo; and
2. The product you tank-mix with Enlist Duo is identified on that list of tested products.

Agricultural Use Requirements

Use this product only in accordance with its labeling and with the Worker Protection Standard, 40 CFR Part 170. This Standard contains requirements for the protection of agricultural workers on farms, forests, nurseries, and greenhouses, and handlers of agricultural pesticides. It contains requirements for training, decontamination, notification, and emergency assistance. It also contains specific instructions and exceptions pertaining to the statements on this label about personal protective equipment (PPE), and restricted entry interval. The requirements in this box only apply to uses of this product that are covered by the Worker Protection Standard.

Do not enter or allow worker entry into treated areas during the restricted entry interval (REI) of 48 hours.

PPE required for early entry to treated areas that is permitted under the Worker Protection Standard and that involves contact with anything that has been treated, such as plants, soil, or water, is:

- Long-sleeved shirt and long pants
- Waterproof gloves
- Shoes plus socks
- Protective eyewear (goggles, faceshield, or safety glasses)

Storage and Disposal

Do not contaminate water, food, feed or seed by storage or disposal.

Pesticide Storage: Store in a cool, dry place. Store in original container. In case of leak or spill, contain material and dispose as waste.

Pesticide Disposal: Wastes resulting from the use of this product must be disposed of on site or at an approved waste disposal facility.

Container Handling: Nonrefillable container. Do not reuse or refill this container.

Triple rinse or pressure rinse container (or equivalent) promptly after emptying. **Triple rinse** as follows: Empty the remaining contents into application equipment or a mix tank and drain for 10 seconds after the flow begins to drip. Fill the container 1/4 full with water and recap. Shake for 10 seconds. Pour rinsate into application equipment or a mix tank or store rinsate for later use or disposal. Drain for 10 seconds after the flow begins to drip. Repeat this procedure two more times.

Pressure rinse as follows: Empty the remaining contents into application equipment or a mix tank and continue to drain for 10 seconds after the flow begins to drip. Hold container upside down over application equipment or mix tank or collect rinsate for later use or disposal. Insert pressure rinsing nozzle in the side of the container, and rinse at about 40 psi for at least 30 seconds. Drain for 10 seconds after the flow begins to drip. Then offer for recycling if available or puncture and dispose of in a sanitary landfill, or by incineration, or by other procedures allowed by state and local authorities.

Product Information

Enlist Duo™ herbicide is a systemic herbicide that is intended for control of emerged annual and perennial weeds. Enlist Duo is designed to be applied to corn, soybean, and cotton crops containing Enlist™ traits. These are patented genes that provide tolerance to Enlist Duo. Corn, soybeans, cotton or any other

crop without the Enlist trait will be seriously damaged by foliar applications of Enlist Duo.

When this product is applied as directed and under the circumstances described, it controls annual and perennial weeds listed in this label.

Time to Symptoms: This product moves through the plant from the point of foliage contact to and into the root system. Visible effects include twisting of leaves and curvature of stems followed by a gradual wilting and yellowing of the plant that advances to complete browning of above-ground growth and deterioration of underground plant parts. Visible effects on most annual weeds occur within 2 to 4 days depending upon weed species.

Stage of Weeds: Annual weeds are easiest to control when they are small. Best control of most perennial weeds is obtained when treatment is made at late growth stages approaching maturity. Refer to the annual and perennial rate tables for specific weeds. When treating weeds with disease or insect damage, weeds heavily covered with dust, or weeds under poor growing conditions, reduced weed control may result.

Rainfastness: Heavy rainfall soon after application may wash off this product from the foliage.

Spray Coverage: For best results, spray coverage should be uniform and complete. Do not spray weed foliage to the point of runoff.

Mode of Action: 2,4-D, one of the active ingredients in this product, mimics the naturally occurring plant auxins and overloads the plant's auxin balance affecting vital processes, such as cell division and elongation, resulting in abnormal growth and plant death. Glyphosate, the other active ingredient in this product, inhibits the EPSP synthase enzyme. This enzyme is found only in plants and microorganisms and is essential to forming specific amino acids.

Limited Soil Activity: Though some suppression of annual weeds emerging soon after application may occur when this product is applied at higher rates within the rate range, optimum control is achieved when the majority of weeds are emerged at the time of application. Unemerged plants arising from unattached underground rhizomes or rootstocks of perennials will not be affected by the herbicide and will continue to grow.

Biological Degradation: Degradation of this product is primarily a biological process carried out by soil microbes.

Herbicide Resistance Management

2,4-D, one of the active ingredients in this product, is a Group 4 herbicide (synthetic auxin). Glyphosate, the other active ingredient in this product, is a group 9 herbicide (inhibitor of EPSP synthase). Some naturally occurring weed biotypes that are tolerant (resistant) to 2,4-D or glyphosate may exist due to genetic variability in a weed population. Where resistant biotypes exist, the repeated use of herbicides with the same modes of action can lead to the selection for resistant weeds. Certain agronomic practices delay or reduce the likelihood that resistant weed populations will develop and can be utilized to manage weed resistance once it occurs.

Proactively implementing diversified weed control strategies to minimize selection for weed populations resistant to one or more herbicides is a best practice. A diversified weed management program may include the use of multiple herbicides with different modes of action and overlapping weed spectrum with or without tillage operations and/or other cultural practices. Research has

demonstrated that using the labeled rate and directions for use is important to delay the selection for resistance.

The continued availability of this product depends on the successful management of the weed resistance program; therefore, it is very important to perform the following actions.

To aid in the prevention of developing weeds resistant to this product, the following steps should be followed:

- Scout fields before application to ensure herbicides and rates will be appropriate for the weed species and weed sizes present.
- Apply full rates of Enlist Duo for the most difficult to control weed in the field at the specified time (correct weed size) to minimize weed escapes.
- Scout fields after application to detect weed escapes or shifts in weed species.
- Report any incidence of non-performance of this product against a particular weed species to your Dow AgroSciences retailer, representative or call 1-855-ENLIST-1(1-855-365-4781)
- If resistance is suspected, treat weed escapes with an herbicide having a mode of action other than Group 4 or 9 and/or use non-chemical methods to remove escapes, as practical, with the goal of preventing further seed production.

Additionally, users should follow as many of the following herbicide resistance management practices practical:

- Use a broad spectrum soil-applied herbicide with other modes of action as a foundation in a weed control program.
- Utilize sequential applications of herbicides with alternative modes of action.

- Rotate the use of this product with non-Group 4 and non-Group 9 herbicides.
- Incorporate non-chemical weed control practices, such as mechanical cultivation, crop rotation, cover crops and weed-free crop seeds, as part of an integrated weed control program.
- Thoroughly clean plant residues from equipment before leaving fields suspected to contain resistant weeds.
- Avoid using more than two applications of Enlist Duo and any other Group 4 or Group 9 herbicide within a single growing season unless in conjunction with another mode of action herbicide with overlapping spectrum.
- Manage weeds in and around fields, during and after harvest to reduce weed seed production.

Contact the local agricultural extension service, Dow AgroSciences representative, ag retailer or crop consultant for further guidance on weed control practices as needed.

Spray Drift Management

A variety of factors including weather conditions (e.g., wind direction, wind speed, temperature, relative humidity) and method of application (e.g., ground, aerial, airblast) can influence pesticide drift. The applicator must evaluate all factors and make appropriate adjustments when applying this product.

Do not aerially apply this product.

Nozzle Selection

The following chart details nozzles and pressure that are allowable for use when applying Enlist Duo herbicide. Do not use any nozzle and pressure combination not specifically allowed in the chart.

		Maximum Operating Pressure (psi)											
		10	20	30	40	50	60	70	80	90	100	110	120
Manufacturer	Model	➔											
ABJ Agri	ABJ11004												
	ABJ10006												
GreenLeaf	TDXL11003												
	TDXL11004												
	TDXL11006												
	TDXL11003-D												
	TDXL11004-D												
	TDXL11006-D												
	TDXL11008-D												
Hypro	ULD12004												
	ULD12006												
Lechler	ID11004												
	ID11005												
TeeJet	AI11004												
	AI11006												
	AI11008												
	AITTJ60-11006												
	AIXR11003												
	AIXR11004												
	AIXR11006												
TT11004													
Wilger	MR11006												
	MR11008												

Groundboom Application

Use the minimum boom height based upon the nozzle manufacturer's directions. Spray drift potential increases as boom height increases. Spray drift can be minimized if nozzle height is not greater than the maximum height specified by the nozzle manufacturer for the nozzle selected.

Wind Speed

Do not apply at wind speeds greater than 15 mph.

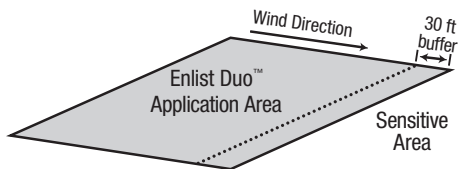
Temperature and Humidity

When making applications in low relative humidity, set up equipment to produce larger droplets to compensate for evaporation. Droplet evaporation is most severe when conditions are both hot and dry.

Temperature Inversions

Applications should not occur during a local, low level temperature inversion because drift potential is high. Temperature inversions restrict vertical air mixing, which causes small suspended droplets to remain in a concentrated cloud. This cloud can move in unpredictable directions due to the light variable winds common during inversions. Temperature inversions are characterized by increasing temperatures with altitude and are common on nights with limited cloud cover and light to no wind. They begin to form as the sun sets and often continue into the morning. Their presence can be indicated by ground fog; however, if fog is not present, inversions can also be identified by the movement of the smoke from a ground source generator. Smoke that layers and moves laterally in a concentrated cloud (under low wind conditions) indicates an inversion, while smoke that moves upward and rapidly dissipates indicates good vertical air mixing.

Protection of Sensitive Areas



You must maintain a 30 foot downwind in field buffer (in the direction in which the wind is blowing) from any area except:

1. Roads, paved or gravel surfaces.
2. Planted agricultural fields. (Except those crops listed in the "Susceptible Plants" section)
3. Agricultural fields that that have been prepared for planting.
4. Areas covered by the footprint of a building, shade house, green house, silo, feed crib, or other man made structure with walls and or roof.

To maintain the required downwind buffer zone:

- Measure wind direction prior to the start of any swath that is within 30 feet of a sensitive area.
- No application swath can be initiated in, or into an area that is within 30 feet of a sensitive area if the wind direction is towards the sensitive area.

State and Local Requirements

Applicators must follow all state and local pesticide drift requirements regarding application of 2,4-D herbicides. Where states have more stringent regulations, they must be observed.

Susceptible Plants

Do not apply under circumstances where spray drift may occur to food, forage, or other plantings that might be damaged or crops thereof rendered unfit for sale, use or consumption. Do not allow contact of herbicide with foliage, green stems, exposed non-woody roots of crops, desirable plants; including trees and cotton without the Enlist trait, because severe injury or destruction may result. Small amounts of spray drift that may not be visible may injure susceptible broadleaf plants. **Before making an application, please refer to your state's sensitive crop registry (if available) to identify any commercial specialty or certified organic crops that may be located nearby.**

At the time of application, the wind cannot be blowing toward adjacent commercially grown tomatoes and other fruiting vegetables (EPA crop group 8), cucurbits (EPA crop group 9), grapes and cotton without the Enlist trait.

Sprayer Clean-Out

To avoid injury to desirable plants, thoroughly clean equipment used to apply this product before using it to apply other chemicals.

For glyphosate-tolerant corn:

If the crop following the application of Enlist Duo is an application to glyphosate-tolerant corn, rinse the spray equipment with clean water at least 10% of the total tank volume.

For all other crops:

1. Completely drain the spray system, including pump, lines and spray boom, for at least 5 minutes.
2. Fill the spray tank with clean water to at least 10% of the total tank volume and circulate the solution through the entire system so that all internal surfaces are contacted for at least 15 minutes to complete the first rinse of the application equipment. Spray the solution out of the spray tank through the boom.
3. Completely drain the spray system, including lines and spray boom, for at least 5 minutes; remove and clean filters and strainers.
4. During the second rinse, fill the container with clean water. The addition of tank cleaning agents may be used at the manufacturer's recommended rates. Circulate the solution through the entire system for at least 15 to 20 minutes. Let the solution stand for several hours, preferably overnight. Spray the solution out of the spray tank through the boom.
5. Completely drain the spray system, including lines and spray boom, for at least 5 minutes.
6. Fill the container with clean water to at least 10% of the total tank volume and circulate the solution through the entire system so that all internal surfaces are contacted for at least 15 minutes to complete the third rinse of the application equipment. Spray the solution out of the spray tank through the boom.
7. Completely drain the spray system, remove nozzle tips and strainers and clean them separately.

Enlist Duo – Alone

This product mixes readily with water. Mix spray solutions of this product as follows:

1. Fill the mixing or spray tank with the required amount of clean water.
2. Add the specified amount of this product near the end of the filling process and mix well. During mixing and application, foaming of the spray solution may occur. To prevent or minimize foaming, avoid the use of mechanical agitators, and terminate by-pass and return lines at the bottom of the tank.

Note:

- Use approved anti-back siphoning devices where required by state or local regulations to avoid siphoning back into the carrier source.
- Reduced results may occur if water containing soil is used, such as visibly muddy water or water from ponds and ditches that is not clear.

Application Equipment and Application Methods

Chemigation: Do not apply this product through any type of irrigation system.

Aerial Application: Do not aerially apply this product.

Apply Enlist Duo with the following application equipment: Apply spray solutions in properly maintained and calibrated equipment capable of delivering desired volumes.

Ground Broadcast Spray

Boom, pull-type sprayer, floaters, pick-up sprayers, spray coupes and other ground broadcast equipment. Use the minimum boom height based upon the nozzle manufacturer's specifications. Spray drift potential is increased as boom height increases. Spray drift can be minimized if nozzle height is not greater than maximum height recommended by nozzle manufacturer for the nozzle selected.

Use the specified rates of this product as a broadcast spray unless otherwise specified. As the density of weeds increases, increases spray volume within the specified range to ensure complete coverage. Check for even distribution of spray droplets.

Uses

Unless otherwise specified, applications may be made to control any weeds listed in the annual and perennial tables.

Precautions:

- The use directions are based upon a clean start at planting by using a burndown application or tillage to control existing weeds before crop emergence.
- In no-till and stale seedbed systems, a preplant burndown application of this product is required to control existing weeds prior to crop emergence.

Restrictions:

- For broadcast burndown or preplant treatments, do not harvest or feed treated vegetation for 8 weeks following application unless otherwise specified.
- Do not irrigate treated fields for at least 24 hours after application of Enlist Duo.
- Do not make application of Enlist Duo if rain is expected in the next 24 hours.
- Do not aerially apply this product.

- Enlist Duo is approved for use in the following states: Alabama, Arkansas, Arizona, Colorado, Delaware, Florida, Georgia, Iowa, Illinois, Indiana, Kansas, Kentucky, Louisiana, Maryland, Michigan, Minnesota, Missouri, Mississippi, North Carolina, North Dakota, Nebraska, New Jersey, New Mexico, New York, Ohio, Oklahoma, Pennsylvania, South Carolina, South Dakota, Tennessee, Texas, Virginia, Wisconsin, and West Virginia. Do not use in any other state.
- Do not use Enlist Duo in the following counties: Arizona (Yuma, Pinal, Maricopa, Pima, La Paz and Santa Cruz); Florida (Brevard, Broward, Charlotte, Collier, DeSoto, Glades, Hardee, Hendry, Highlands, Hillsborough, Indian River, Lee, Manatee, Martin, Miami-Dade, Okeechobee, Orange, Osceola, Palm Beach, Polk, Sarasota, and St. Lucie); Tennessee (Wilson).

Enlist Corn

These directions are for use on ENLIST Corn. Information on crop varieties containing these traits may be obtained from your seed supplier.

Carriers and Spray Volumes

Apply in a broadcast spray volume of water ranging from 10 to 15 gallons per acre for best results. Do not substitute water with nitrogen solutions as carrier. See the Spray Drift Management section for specific information on spray nozzles, spray pressure, speed, boom heights, etc., and other application information.

Preplant (Burndown) Through Preemergence

Make a single application of 3.5 to 4.75 pints of Enlist Duo per acre. Use the upper end of the rate range for less susceptible weeds, more mature weeds, or weeds under stress. Refer to Annual and Perennial Weeds sections for specific weed height and use rate information. Apply any time before or after planting, but before corn emerges, to control weed seedlings or existing cover crops.

Postemergence

Apply 3.5 to 4.75 pints of Enlist Duo per acre. Apply when weeds are small and corn is no larger than V8 growth stage or 30 inches (free standing) tall, whichever occurs first. For corn heights 30 to 48 inches (free standing), apply only using ground application equipment using drop nozzles aligned to avoid spraying into the whorl of corn plants. Make one to two applications with a minimum of 12 days between applications.

Precautions:

- Applying the high rates may result in temporary, cosmetic injury in the form of spotting or temporary plant leaning. This crop response will not affect long-term crop development or yield.

Restrictions:

- These use directions are only for field corn identified as containing the Enlist trait.
- **Preharvest Interval:** Do not apply within 50 days of forage harvest.
- Do not apply more than one preemergence application and no more than two postemergence applications per use season.
- Do not apply more than 14.25 pints of Enlist Duo per acre per use season.
- Do not apply more than 4.75 pints of Enlist Duo per acre per application.
- Do not apply Enlist Duo as a preharvest application or as an application to corn later than the V8 stage of corn more than 48 inches (free standing).
- Do not aerially apply this product.

Corn

For use on corn that does not contain the Enlist trait.

Labeled Crops: Field corn, seed corn, sweet corn, popcorn

Carriers and Spray Volumes

Apply in a broadcast spray volume of water ranging from 10 to 15 gallons per acre for best results. Do not apply less than 10 gallons total spray volume per acre. Do not substitute water with nitrogen solutions as carrier. See the Spray Drift Management section for specific information on spray nozzles, spray pressure, speed, boom heights, etc., for specific application information.

Preplant (Burndown)

Apply 3.5 to 4.75 pints of Enlist Duo per acre 7 to 14 days before planting corn to control emerged grass and broadleaf weeds. Use the upper end of the rate range for less susceptible weeds, more mature weeds, or weeds under stress. Refer to Annual and Perennial Weeds sections for specific weed height and use rate information.

Preemergence

Apply 3.5 to 4.75 pints of Enlist Duo per acre 3 to 5 days after planting, but before corn emerges, to control grass and broadleaf weed seedlings or existing cover crops. Use the upper end of the rate range for less susceptible weeds, more mature weeds, or weeds under stress. Refer to Annual and Perennial Weeds sections for specific weed height and use rate information.

Precautions:

- For best results, do not apply to light sandy soils as a preplant or preemergence application.

Restrictions:

- Do not aerially apply this product.
- Do not apply more than 9.50 pints of Enlist Duo per acre per use season.
- Do not apply more than 4.75 pints of Enlist Duo per acre per application.

Fallow Systems to be Planted to Corn, Soybeans or Cotton

Carriers and Spray Volumes

Apply in a broadcast spray volume of water ranging from 10 to 15 gallons per acre for best results. Do not substitute water with nitrogen solutions as carrier. See the Spray Drift Management section for specific information on spray nozzles, spray pressure, speed, boom heights, etc., for specific application information.

Postharvest

Allow weeds to regrow after any damage incurred during harvest and recover from environmental stress before applying this product. Apply prior to heading of grass weeds and, if possible, before broadleaf weeds are more than 24 inches tall. Refer to Annual and Perennial Weeds sections for specific weed height and use rate information.

Chemical Fallow

This product may be applied during the fallow period prior to planting or emergence of any crop listed on this label. This product may be used as a substitute for tillage to control annual weeds in fallow fields. Broadcast treatments will control or suppress many perennial weeds in fallow fields. Refer to Annual and Perennial Weeds sections for specific weed height and use

rate information. Apply this product during the fallow period up until 7 to 14 days prior to planting corn without the Enlist trait, seed corn, sweet corn or popcorn, 30 days prior to planting soybean or cotton.

Preplant Fallow Beds

Apply this product to fallow beds prior to planting or emergence of any crop listed on this label. Apply this product during the fallow period up until 7 to 14 days prior to planting corn, seed corn, sweet corn or popcorn, 30 days prior to planting soybean or cotton. Refer to Annual and Perennial Weeds sections for specific weed height and use rate information.

Restrictions:

- Do not aerially apply this product.

ENLIST Soybean

These directions are for use on ENLIST Soybean. Information on crop varieties containing these traits may be obtained from your seed supplier.

Carriers and Spray Volumes

Apply in a broadcast spray volume of water ranging from 10 to 15 gallons per acre for best results. Do not substitute water with nitrogen solutions as carrier. See the Spray Drift Management section for specific information on spray nozzles, spray pressure, speed, boom heights, etc., and other application information.

Preplant (Burndown) Through Preemergence

Make a single application of 3.5 to 4.75 pints of Enlist Duo per acre. Use the upper end of the rate range for less susceptible weeds, more mature weeds, or weeds under stress. Refer to Annual and Perennial Weeds sections for specific weed height and use rate information. Apply any time before or after planting, but before soybean emerges, to control weed seedlings or existing cover crops.

Postemergence

Apply 3.5 to 4.75 pints of Enlist Duo per acre. Apply when weeds are small and any time after soybean emergence but no later than R2 (full flowering stage). Refer to Annual and Perennial Weeds sections for specific weed height and use rate information. Make one to two applications with a minimum of 12 days between applications.

Restrictions:

- **Preharvest Interval:** Do not apply within 30 days of harvest.
- Do not graze treated soybean.
- Do not harvest for forage or hay.
- Do not apply more than one preemergence application and no more than two postemergence applications per use season.
- Do not apply Enlist Duo to soybeans later than the R2 stage.
- Do not apply more than 14.25 pints of Enlist Duo per acre per use season.
- Do not apply more than 4.75 pints of Enlist Duo per acre per application.
- Do not aerially apply this product.

Control of volunteer Enlist corn in Enlist soybean crops:

Sethoxydim or clethodim (Group 1 herbicides) may be used to control volunteer Enlist corn in Enlist soybean crops. It is the pesticide user's responsibility to ensure that all products are registered for the intended use. The user is advised to rotate mechanisms of action in subsequent crops to avoid development of weed resistance to this herbicide group.

Soybean

For use on soybean that does not contain the Enlist trait.

Carriers and Spray Volumes

Apply in a broadcast spray volume of water ranging from 10 to 15 gallons per acre for best results. Do not substitute water with nitrogen solutions as carrier. See the Spray Drift Management section for specific information on spray nozzles, spray pressure, speed, boom heights, etc., for specific application information.

Preplant (Burndown)

Applications must be made not less than 30 days prior to planting soybeans. Refer to Annual and Perennial Weeds sections for specific weed height and use rate information. See Precautions and Restrictions in this section.

Precautions:

- **Note:** Unacceptable injury to soybeans planted in treated fields may occur. Whether soybean injury occurs and the extent of such injury depends upon weather (temperature and rainfall) from herbicide application until soybean emergence, and agronomic factors, such as the amount of weed vegetation and previous crop residue present at the time of application. Injury is more likely under cool rainy conditions and where there is less weed vegetation and crop residue present.
- In treated fields, plant soybean seed as deep as practical, but not less than 1 inch deep. Adjust the planter, if necessary, to ensure that planted seed is adequately covered.
- Do not apply Enlist Duo as a preplant application in soybeans unless soybean injury is acceptable, including possible stand loss and/or yield reductions.

Restrictions:

- Do not disturb treated soil through tillage between application and planting of soybeans.
- Do not use on sandy soils with less than 1% organic matter.
- Do not make more than one application per season regardless of the amount of product applied.
- During the growing season following application, do not replant treated fields with crops other than those labeled for use with 2,4-D and glyphosate.
- Do not apply more than a total of 4.75 pints of Enlist Duo per acre per use season.
- Do not aerially apply this product.

Enlist Cotton

These directions are for use on Enlist Cotton. Information on crop varieties containing these traits may be obtained from your seed supplier.

Carriers and Spray Volumes

Apply in a broadcast spray volume of water ranging from 10 to 15 gallons per acre for best results. Do not substitute water with nitrogen solutions as carrier. See the Spray Drift Management section for specific information on spray nozzles, spray pressure, speed, boom heights, etc., and other application information.

Preplant (Burndown) Through Preemergence

Make a single application of 3.5 to 4.75 pints of Enlist Duo per acre. Use the upper end of the rate range for less susceptible weeds, more mature weeds, or weeds under stress. Refer to Annual and Perennial Weeds sections for specific weed height and use rate information. Apply any time after planting, but before cotton emerges, to control weed seedlings or existing cover crops.

Postemergence

Apply 3.5 to 4.75 pints of Enlist Duo per acre. Apply when weeds are small and any time after cotton emergence but no later than full flowering (mid-bloom stage). Refer to Annual and Perennial Weeds sections for specific weed height and use rate information. Make one to two postemergence applications with a minimum of 12 days between applications.

Restrictions:

- These use directions are only for cotton identified as containing the Enlist trait.
- There are no feeding or grazing restrictions when applying Enlist Duo to cotton.
- Do not apply more than one preemergence application and no more than two postemergence applications per use season.
- Do not apply Enlist Duo to cotton later than the mid-bloom stage (BBCH 65).
- Do not apply more than 14.25 pints of Enlist Duo per acre per use season.
- Do not apply more than 4.75 pints of Enlist Duo per acre per application
- Do not aerially apply this product.

Weed Control

Apply 3.5 to 4.75 pints of this product per acre to actively growing weeds once the majority reach 3-6 inches in height. Apply 4.75 pint rate when weeds are larger than 6 inches tall, weeds are known, or suspected to be, glyphosate-resistant, and when applications are made under challenging environmental conditions. This product may be used up to 4.75 pints per acre where heavy densities exist. Water carrier volumes of 10 to 15 gallons per acre are required for best results.

This product will not control grass weed biotypes that are glyphosate resistant broadleaf weed biotypes. Always apply 3.5 to 4.75 pints per acre.

Hard to control weeds, such as Palmer amaranth, may require a total program approach including soil applied residual herbicide(s) followed by a single or sequential post herbicide application. Glyphosate resistant Palmer amaranth may require application at smaller growth stages and may require additional herbicide application(s) with alternative modes of action.

Perennial weeds may require higher rates for best control. Below-ground portions of perennial weeds may not be completely controlled with single applications and follow-up applications may be required if regrowth occurs.

Controlled Weeds Table:

Annual Weeds:

ammannia, purple ⁴	filaree ⁴	prickly lettuce
annoda, spurred ⁴	fleabane, annual	pryslane
barley ⁴	fleabane, hairy	ragweed, common
barnyardgrass ⁴	(<i>Coryza</i>	ragweed, giant
bassia, fivehook ⁴	<i>bonariensis</i>)	red rice ⁴
beggarweed,	fleabane, rough	Russian thistle
Florida ⁴	Florida pusley	rye, volunteer/ cereal ^{1, 4}
bittercress	foxtail (giant,	ryegrass ⁴
bluegrass, annual ⁴	bristly, yellow) ⁴	sandbur, field ⁴
bluegrass,	foxtail, green ⁴	sandbur,
bulbous ⁴	goatgrass, jointed ⁴	longspine ⁴
brome, downy ^{1, 4}	goosegrass ⁴	shattercane ⁴
brome, Japanese ⁴	grain sorghum	shepherd's-purse
browntop	(milo) ⁴	sicklepod
panicum ⁴	groundsel,	signalgrass,
buckwheat, wild ⁴	common ⁴	broadleaf
burcucumber ⁴	groundcherry ⁴	smartweed
buttercup	hemp sesbania	ladysthumb
Carolina foxtail ⁴	henbit ⁴	smartweed,
Carolina geranium	horseweed/ marestail	Pennsylvania
carpetweed	(<i>Coryza</i>	sowthistle, annual
cheat ^{1, 4}	<i>canadensis</i>)	Spanishneedles
chervil ⁴	itchgrass ⁴	speedwell,
chickweed ⁴	jimsonweed	purslane ⁴
cocklebur	johnsongrass,	sprangletop ⁴
copperleaf,	seedling ⁴	spurge, prostrate ⁴
hophornbeam	jungerice ⁴	spurge, spotted ⁴
copperleaf,	knotweed	spurry, umbrella ⁴
Virginia	kochia ^{2, 4}	stinkgrass ⁴
corn, volunteer	lambquarters	sunflower
(glyphosate	little barley ⁴	teaweed/ prickly sida ⁴
susceptible)	London rocket ⁴	Texas panicum ⁴
corn speedwell ⁴	mayweed	velvetleaf
crabgrass ⁴	morningglory	Virginia
crowfootgrass ⁴	(<i>pomoea</i> spp.)	pepperweed
cutleaf evening	mustard, blue ⁴	waterhemp
primrose	mustard, tansy	wheat ^{1, 4}
devilsclaw (unicorn	mustard, tumble	wheat
plant) ⁴	mustard, wild	(over-wintered) ⁴
dwarfandelion	nightshade, black	wild oats ⁴
eastern	nightshade, hairy	wild proso millet ⁴
mannagrass ⁴	oats	witchgrass ⁴
eclipta	pigweed, redroot	woolly cupgrass ⁴
fall panicum ⁴	pigweed, Palmer ³	yellow rocket
falsedandelion	pigweed, smooth	
falseflax, smallseed		
fiddleneck ⁴		
field pennycress		

¹Performance is better if application is made before this weed reaches the boot stage of growth.

²Do not treat kochia in the button stage.

³Hard to control weeds, such as Palmer amaranth, may require a total program approach including soil-applied residual herbicide(s) followed by a single or sequential post herbicide application. Glyphosate-resistant Palmer amaranth may require application at smaller growth stage.

⁴Glyphosate-resistant biotypes of weeds with low sensitivity to 2,4-D will not be controlled.

Perennial Weeds:

- Alfalfa: Make applications after the last hay cutting in the fall. Allow alfalfa to regrow to a height of 6 to 8 inches or more prior to treatment. Follow applications with deep tillage at least 7 days after treatment, but before soil freeze-up.
- Bindweed, field: Do not treat when weeds are under drought stress as good soil moisture is necessary for active growth. For suppression on irrigated agricultural land, apply 4.75 pints of this product in 10 to 15 gallons of water per acre for ground applications only. Apply when the bindweed is actively growing and the majority of runners are 12 inches or more in length. The use of at least one irrigation will promote active bindweed growth.
- Dandelion: Best results achieved when most plants have reached the early bud stage of growth.
- Dock, curly: Apply when most plants have reached the early bud stage of growth.
- Dogbane, hemp: For suppression, delay applications until maximum emergence of dogbane has occurred. Best results are achieved when most plants have reached the late bud to flower stage of growth, but application must be made before corn is 48 inches tall.
- Jerusalem artichoke: For suppression, apply when most plants are in the early bud stage.
- Milkweed, common: For suppression, apply when most plants have reached the late bud to flower stage of growth.
- Pokeweed, common: Apply to actively growing plants up to 24 inches tall.
- Smartweed, swamp: For suppression, apply when most plants have reached the early bud stage of growth.
- Sowthistle, perennial: For suppression, apply when most plants are at or beyond the bud stage of growth.
- Thistle, Canada: Apply when most plants are at or beyond the bud stage of growth. Allow rosette regrowth to a minimum of 6 inches in diameter before treating. Make applications as long as leaves are still green and plants are actively growing at the time of application.

Terms and Conditions of Use

If terms of the following Warranty Disclaimer, Inherent Risks of Use, and Limitation of Remedies are not acceptable, return unopened package at once to the seller for a full refund of purchase price paid. Otherwise, to the extent permitted by law, use by the buyer or any other user constitutes acceptance of the terms under Warranty Disclaimer, Inherent Risks of Use and Limitations of Remedies.

Warranty Disclaimer

Dow AgroSciences warrants that this product conforms to the chemical description on the label and is reasonably fit for the purposes stated on the label when used in strict accordance with the directions, subject to the inherent risks set forth below. To the extent permitted by law, Dow AgroSciences MAKES NO OTHER EXPRESS OR IMPLIED WARRANTY OF MERCHANTABILITY OR FITNESS FOR A PARTICULAR PURPOSE OR ANY OTHER EXPRESS OR IMPLIED WARRANTY.

Inherent Risks of Use

It is impossible to eliminate all risks associated with use of this product. Crop injury, lack of performance, or other unintended consequences may result because of such factors as use of the product contrary to label instructions (including conditions noted on the label, such as unfavorable temperatures, soil conditions, etc.), abnormal conditions (such as excessive rainfall, drought, tornadoes, hurricanes), presence of other materials, the manner of application, or other factors, all of which are beyond the control of Dow AgroSciences or the seller. To the extent permitted by law, all such risks shall be assumed by buyer.

Limitation of Remedies

To the extent permitted by law, the exclusive remedy for losses or damages resulting from this product (including claims based on contract, negligence, strict liability, or other legal theories), shall be limited to, at Dow AgroSciences' election, one of the following:

1. Refund of purchase price paid by buyer or user for product bought, or
2. Replacement of amount of product used.

To the extent permitted by law, Dow AgroSciences shall not be liable for losses or damages resulting from handling or use of this product unless Dow AgroSciences is promptly notified of such loss or damage in writing. To the extent permitted by law, in no case shall Dow AgroSciences be liable for consequential or incidental damages or losses.

The terms of the Warranty Disclaimer, Inherent Risks of Use and Limitation of Remedies cannot be varied by any written or verbal statements or agreements. No employee or sales agent of Dow AgroSciences or the seller is authorized to vary or exceed the terms of the Warranty Disclaimer or Limitation of Remedies in any manner.

®™Trademark of The Dow Chemical Company ("Dow") or an affiliated company of Dow

EPA accepted 01/12/17

NOTES



Dow AgroSciences



Enlist Duo

TM

HERBICIDE

WITH COLEX-D
TECHNOLOGY

For control of annual and perennial weeds and use on Enlist™ corn, soybeans and cotton; use as a non-selective burndown; chemical fallow; and use as a preplant or preemergence or postemergence herbicide on listed crops, for control of emerged weeds only.

2,4-D products that do not contain COLEX-D™ Technology are not authorized for use in conjunction with Enlist corn, soybeans, and cotton.

Do not allow contact of herbicide with foliage, green stems, exposed non-woody roots or fruit of crops, desirable plants and trees because severe injury or destruction may result.

For approved states, see Uses Restrictions.

Group	4	9	HERBICIDE
-------	---	---	-----------

Active Ingredient(s):
 glyphosate: N-(phosphonomethyl)glycine,
 dimethylammonium salt 22.1%
 2,4-Dichlorophenoxyacetic acid,
 choline salt 24.4%
 Other Ingredients 53.5%
 Total 100.0%

2,4-dichlorophenoxyacetic acid equivalent - 16.62% - 1.6 lb/gal
glyphosate acid equivalent - 17.48% - 1.7 lb/gal

Keep Out of Reach of Children

WARNING AVISO

Si usted no entiende la etiqueta, busque a alguien para que se la explique a usted en detalle. (If you do not understand the label, find someone to explain it to you in detail.)

Agricultural Use Requirements

Use this product only in accordance with its labeling and with the Worker Protection Standard, 40 CFR Part 170. Refer to the label booklet under "Agricultural Use Requirements" in the Directions for Use section for information about this standard.

For additional Precautionary Statements, First Aid, Storage and Disposal and other use information see inside this label.

Notice: Read the entire label. Use only according to label directions. **Before using this product, read Warranty Disclaimer, Inherent Risks of Use, and Limitation of Remedies at end of label booklet. If terms are unacceptable, return at once unopened.**

In case of emergency endangering health or the environment involving this product, call 1-800-992-5994.

Agricultural Chemical: Do not ship or store with food, feeds, drugs or clothing.

EPA Reg. No. 62719-649

99081501

©™Trademark of The Dow Chemical Company ("Dow") or an affiliated company of Dow

Produced for
Dow AgroSciences LLC
9330 Zionsville Road
Indianapolis, IN 46268

NET CONTENTS 2.5 GAL

PEEL FILM HERE



(01) 0 06 62974 69527 1

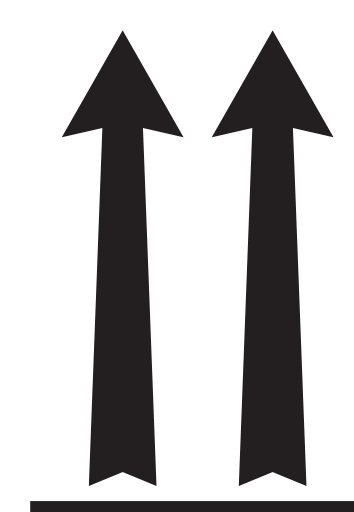
<<<CORR>>>

4.875" - 124mm

Contents In Plastic
Do Not Cut To Open




11035969



11035969

4G/Z31.7/S/17
USA/+AA7970



25.0625 - 637mm

15.3125 - 389mm

Dow AgroSciences

Enlist Duo

HERBICIDE WITH COLEX·D TECHNOLOGY

For control of annual and perennial weeds and use on Enlist™ corn, soybeans and cotton; use as a non-selective burndown; chemical fallow; and use as a preplant or preemergence or postemergence herbicide on listed crops, for control of emerged weeds only.

2,4-D products that do not contain COLEX·D™ Technology are not authorized for use in conjunction with Enlist corn, soybeans and cotton.

Do not allow contact of herbicide with foliage, green stems, exposed non-woody roots or fruit of crops, desirable plants and trees because severe injury or destruction may result.

For approved states, see Uses Restrictions.

Group	4	9	HERBICIDE
-------	---	---	-----------

Active Ingredient(s):

glyphosate: N-(phosphonomethyl)glycine, dimethylammonium salt.....	22.1%
2,4-Dichlorophenoxyacetic acid, choline salt	24.4%
Other Ingredients.....	53.5%
Total.....	100.0%

2,4-dichlorophenoxyacetic acid equivalent - 16.62% - 1.6 lb/gal

glyphosate acid equivalent - 17.48% - 1.7 lb/gal

Keep Out of Reach of Children
WARNING AVISO

Si usted no entiende la etiqueta, busque a alguien para que se la explique a usted en detalle. (If you do not understand the label, find someone to explain it to you in detail.)

Agricultural Use Requirements

Use this product only in accordance with its labeling and with the Worker Protection Standard, 40 CFR Part 170. Refer to the label booklet under "Agricultural Use Requirements" in the Directions for Use section for information about this standard.

Refer to inside of label booklet for Directions for Use.

Notice: Read the entire label. Use only according to label directions. **Before using this product, read Warranty Disclaimer, Inherent Risks of Use, and Limitation of Remedies at end of label booklet. If terms are unacceptable, return at once unopened.**

In case of emergency endangering health or the environment involving this product, call 1-800-992-5994.

Agricultural Chemical: Do not ship or store with food, feeds, drugs or clothing.

EPA Reg. No. 62719-649

EPA Est. 11773-IA-001

®™Trademark of The Dow Chemical Company ("Dow") or an affiliated company of Dow

Produced for
Dow AgroSciences LLC
9330 Zionville Road
Indianapolis, IN 46268

2 X 2.5 GAL

Dow AgroSciences

Enlist Duo

WITH COLEX·D TECHNOLOGY

HERBICIDE

2 X 2.5 GAL

Dow AgroSciences

Enlist Duo

WITH COLEX·D TECHNOLOGY

HERBICIDE

2 X 2.5 GAL

Dow AgroSciences

Enlist Duo

WITH COLEX·D TECHNOLOGY

HERBICIDE

2 X 2.5 GAL

4.875" - 124mm

99081502
BOX MFG. DATE:

1.4375 - 37mm

14.9375 - 379mm

9.9375 - 252mm

15.0625 - 382mm

9.875 - 251mm

51.25 - 1301mm