

**2002 ANNUAL REPORT ON COMMERCIAL FEEDS & ANIMAL REMEDIES**

January 1, 2001 to December 31, 2002

**SECRETARY OF AGRICULTURE – LARRY GABRIEL**

**FEED & REMEDY PROGRAM**

Kevin Fridley - Director, Division of Agricultural Services  
Brad Berven - Administrator, Office of Agronomy Services  
Michael Blume - Commercial Feed & Animal Remedy Specialist

**LABORATORY**

Nancy Thiex - Oscar E. Olson Biochemistry Labs  
South Dakota State University  
133 Animal Science Complex  
Box 2170  
Brookings, SD 57007-1217  
  
Telephone 605-688-6171

**QUESTIONS**

Questions regarding this publication may be directed to the Department of Agriculture at 605-773-4432. The Department of Agriculture also maintains an internet site, which contains a copy of this report, as well as other information including the commercial feed and animal remedy regulations, license application and feed tonnage inspection fee report forms, and e-mail addresses for Department personnel. The address for that web-site is:

<http://www.state.sd.us/doa/das>

# 2002 COMMERCIAL FEED & ANIMAL REMEDY ANNUAL REPORT

## TABLE OF CONTENTS

The pages in this report aren't numbered. The sections are found in the book in the order described below:

### I. Commercial Feed results

- A. 2002 Summary of total feed tonnage reported
- B. List of 2002 feed analytes
- C. Summary of sample results by manufacturer
- D. Individual sample results

### II. Animal Remedy results

- A. List of 2002 remedy analytes
- A. Summary of sample results by manufacturer
- B. Individual sample results

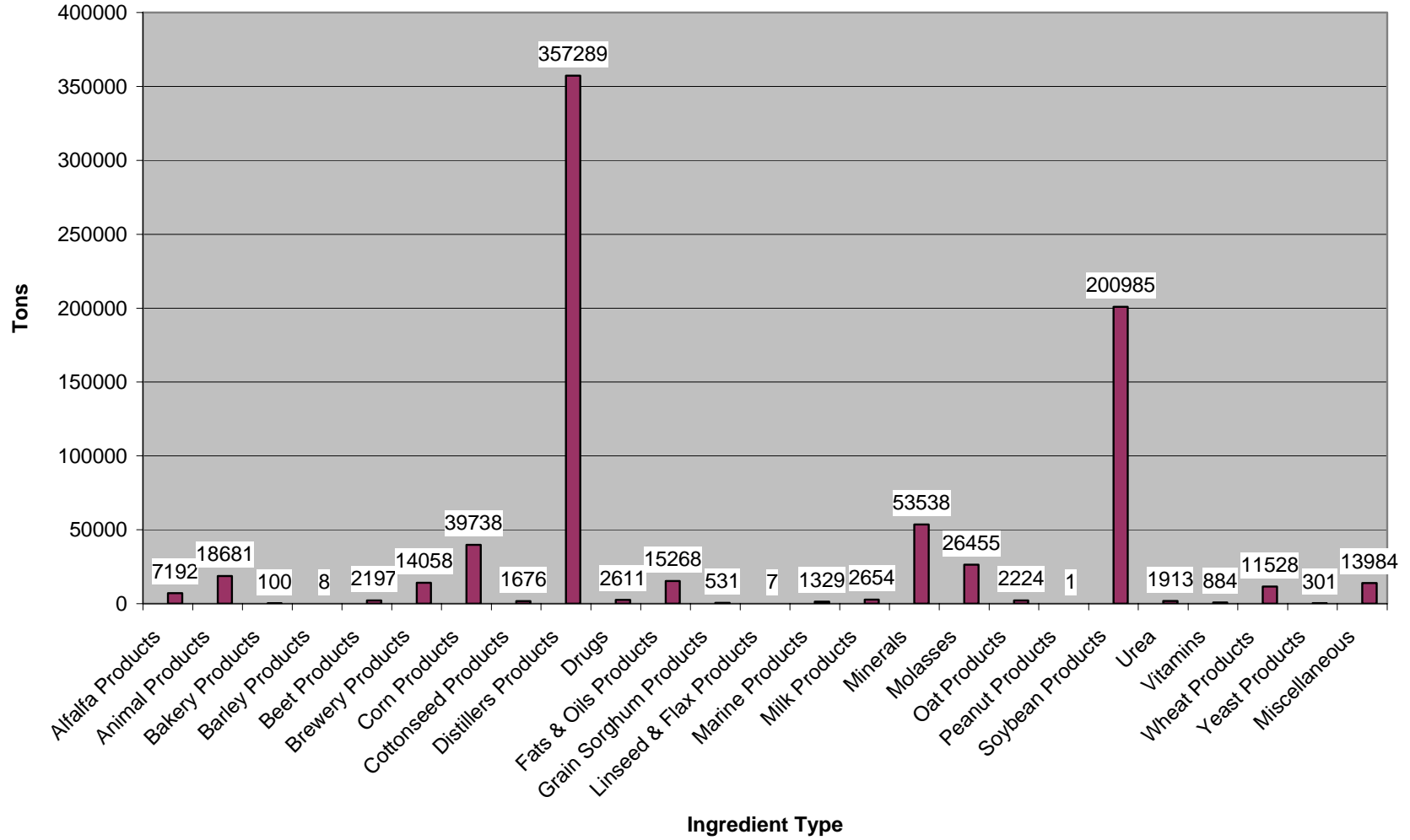
### III. Animal Feed & Drug Contaminants Monitoring Program

- A. Adulteration by Noxious Weed Seeds
  - 1. Summary of weed seed occurrence in commercial feeds and feed ingredients
  - 2. Individual sample results for weed seed analysis
- B. Mycotoxin in grain and feed ingredients
  - 1. Summary and results of Mycotoxin analysis of feeds

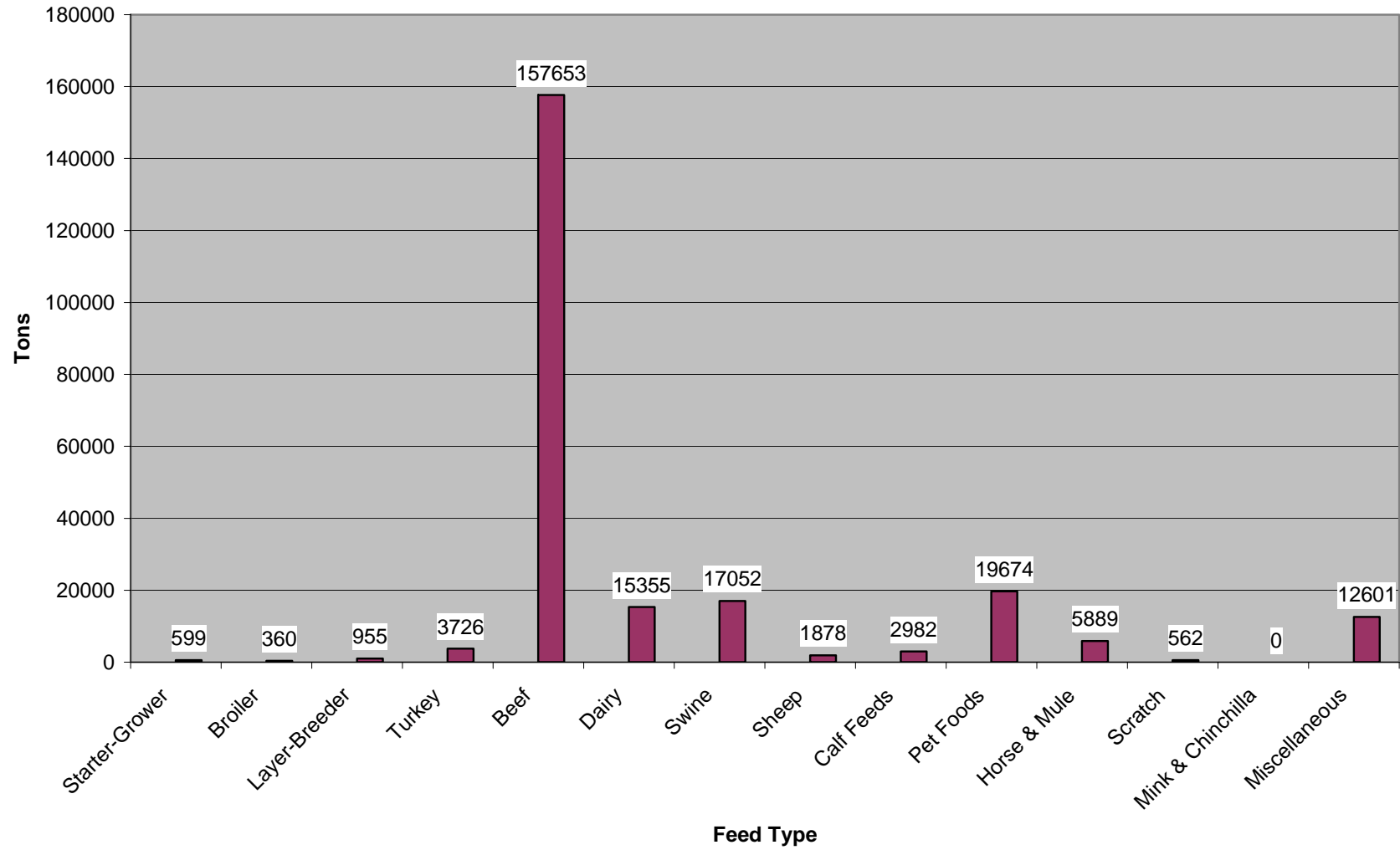
**SOUTH DAKOTA DEPARTMENT OF AGRICULTURE  
COMMERCIAL FEED TONNAGE REPORT  
2002 TOTAL – 1,355,968 TONS**

| <b>FORMULA FEED</b>       | <b>TONS<br/>COMPLETE</b> | <b>TONS<br/>SUPPLEMENT</b> | <b>FEED INGREDIENTS<br/>(CONTINUED)</b> | <b>TONS</b>   |
|---------------------------|--------------------------|----------------------------|---|---------------|
| Starter-Grower            | 599                      | 315                        | Beet Products                           | 2197          |
| Broiler                   | 360                      | 191                        | Brewery Products                        | 14058         |
| Layer-Breeder             | 955                      | 93                         | Citrus Products                         |               |
| Turkey                    | 3726                     | 13251                      | Corn Products                           | 39738         |
| Beef                      | 157653                   | 172927                     | Cottonseed Products                     | 1676          |
| Dairy                     | 15355                    | 28816                      | Distillers Products                     | 357289        |
| Swine                     | 17052                    | 39432                      | Drugs                                   | 2611          |
| Sheep                     | 1878                     | 18031                      | Fats & Oils Products                    | 15268         |
| Mineral                   |                          | 20486                      | Grain Sorghum Products                  | 531           |
| Vitamins                  |                          | 369                        | Lespedeza Products                      |               |
| Vitamins & Minerals       |                          | 3072                       | Linseed & Flax Products                 | 7             |
| Calf Feeds                | 2982                     |                            | Marine Products                         | 1329          |
| Pet Foods                 | 19674                    |                            | Milk Products                           | 2654          |
| Horse & Mule              | 5889                     |                            | Minerals                                | 53538         |
| Scratch                   | 562                      |                            | Molasses                                | 26455         |
| Liquid Feeds              |                          | 43306                      | Oat Products                            | 2224          |
| Mink & Chinchilla         |                          |                            | Peanut Products                         | 1             |
| Silage Additive           |                          | 45                         | Rice Products                           |               |
| Miscellaneous             | 12601                    | 1196                       | Rye Products                            |               |
| <b>TOTAL FORMULA FEED</b> | <b>239286</b>            | <b>341530</b>              | Soybean Products                        | 200985        |
|                           | <b>TONS</b>              |                            | Urea                                    | 1913          |
| <b>FEED INGREDIENTS</b>   |                          |                            | Vitamins                                | 884           |
| Alfalfa Products          | 7192                     |                            | Wheat Products                          | 11528         |
| Animal Products           | 18681                    |                            | Yeast Products                          | 301           |
| Bakery Products           | 100                      |                            |   |               |
| Barley Products           | 8                        |                            | Miscellaneous                           | 13984         |
|                           |                          |                            | <b>TOTAL INGREDIENTS</b>                | <b>775152</b> |

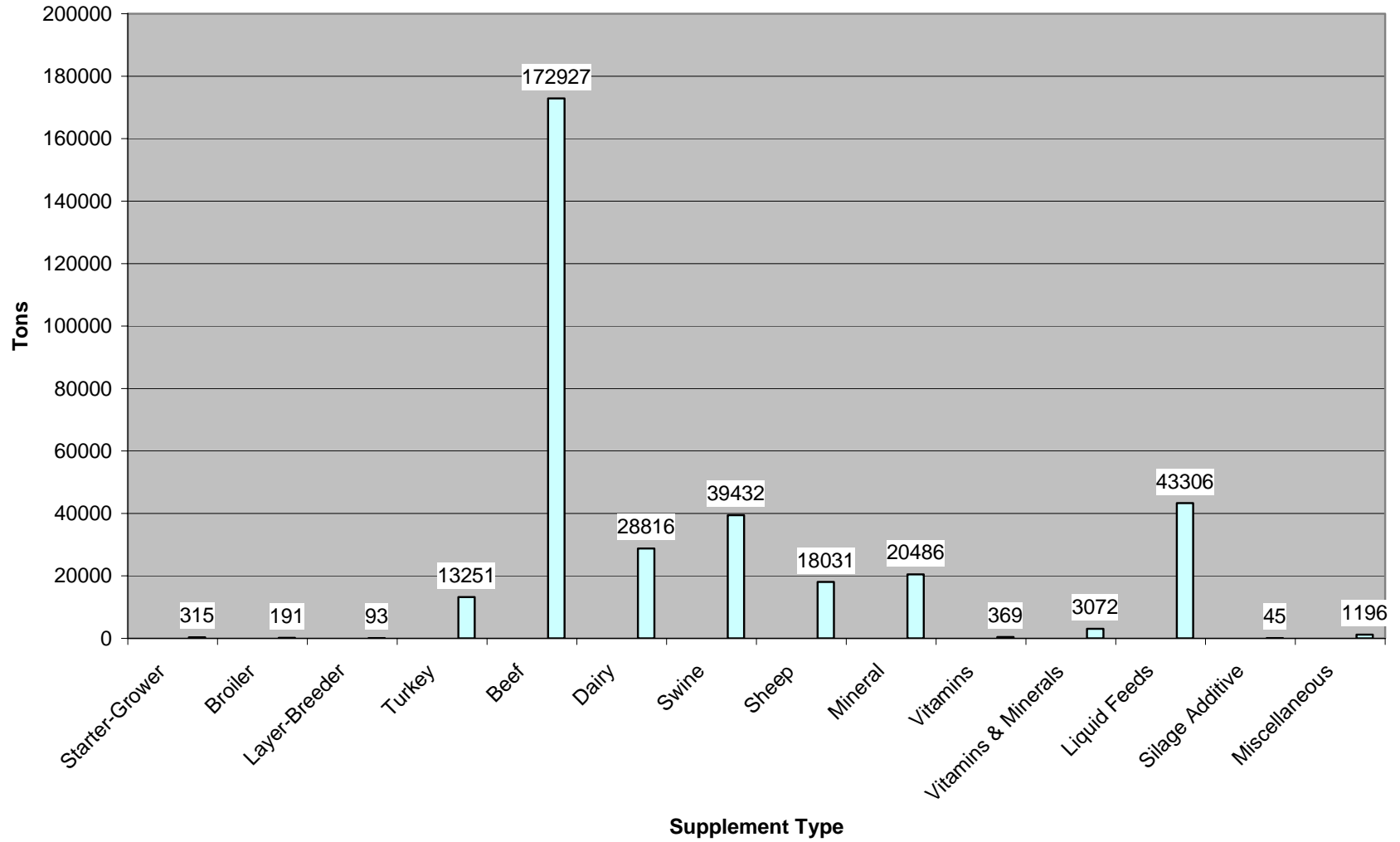
### 2002 INGREDIENTS 775,152 TONS



### 2002 COMPLETE FEED 239,286 TONS



### 2002 SUPPLEMENT FEED 341,530 TONS



# Regulatory Analyte Totals

| Feeds Samples                     | Units      | Received From 1/1/2002 To 12/31/2002 |
|-----------------------------------|------------|--------------------------------------|
| 15-Acetyl DON                     | ug/g (ppm) | 50                                   |
| 3-Acetyl DON                      | ug/g (ppm) | 50                                   |
| Acid Detergent Fiber              | %          | 17                                   |
| Aflatoxins                        | ug/g (ppm) | 50                                   |
| Aflatoxin-ELISA                   | ng/g (ppb) | 50                                   |
| Alanine - Total                   | %          | 2                                    |
| Amprolium                         | %          | 7                                    |
| Arginine - Total                  | %          | 4                                    |
| Ash                               | %          | 36                                   |
| Aspartic Acid-Total               | %          | 2                                    |
| Bacitracin Methylene Disalicylate | g/ton      | 1                                    |
| Calcium                           | %          | 194                                  |
| Carbadox                          | g/ton      | 5                                    |
| Chromium                          | ug/g (ppm) | 1                                    |
| Cobalt                            | ug/g (ppm) | 1                                    |
| Copper                            | ug/g (ppm) | 1                                    |
| Crude Fiber                       | %          | 142                                  |
| Chlortetracycline                 | g/ton      | 13                                   |
| Chlortetracycline                 | g/lb       | 29                                   |
| Cystine - Total                   | %          | 3                                    |
| DAS                               | ug/g (ppm) | 50                                   |
| Decoquinat                        | g/ton      | 8                                    |
| Decoquinat                        | %          | 1                                    |
| Dextrose                          | %          | 1                                    |
| Deoxynivalenol-ELISA              | ug/g (ppm) | 50                                   |
| Deoxynivalenol                    | ug/g (ppm) | 50                                   |
| Equiv Crude Protein               | %          | 45                                   |
| Fat: Acid Hydrolysis              | %          | 24                                   |
| Crude Fat (Ether Extract)         | %          | 75                                   |
| Fat: Roese Gottlieb               | %          | 12                                   |
| Fenbendazole                      | %          | 1                                    |
| Fumonisin-ELISA                   | ug/g (ppm) | 50                                   |

## Feeds Samples

|                              | <b>Units</b> | Received From 1/1/2002 To 12/31/2002 |
|------------------------------|--------------|--------------------------------------|
| <b>Fumonisin B1</b>          | ug/g (ppm)   | 50                                   |
| <b>Fusarenone-X</b>          | ug/g (ppm)   | 50                                   |
| <b>Glutamic Acid-Total</b>   | %            | 2                                    |
| <b>Glycine - Total</b>       | %            | 3                                    |
| <b>Histidine - Total</b>     | %            | 4                                    |
| <b>HT-2 Toxin</b>            | ug/g (ppm)   | 50                                   |
| <b>Isoleucine - Total</b>    | %            | 4                                    |
| <b>Iron</b>                  | %            | 1                                    |
| <b>Iso T-2 Toxin</b>         | ug/g (ppm)   | 50                                   |
| <b>Lasalocid</b>             | g/ton        | 30                                   |
| <b>Leucine - Total</b>       | %            | 4                                    |
| <b>Linoleic Acid 18:2</b>    | %            | 5                                    |
| <b>Lysine - Total</b>        | %            | 44                                   |
| <b>Magnesium</b>             | %            | 24                                   |
| <b>Manganese</b>             | ug/g (ppm)   | 1                                    |
| <b>Methionine - Total</b>    | %            | 26                                   |
| <b>S-Methoprene</b>          | %            | 1                                    |
| <b>Oven Moisture</b>         | %            | 77                                   |
| <b>Vacuum Moisture</b>       | %            | 17                                   |
| <b>Moisture</b>              | %            | 8                                    |
| <b>Monensin</b>              | g/lb         | 1                                    |
| <b>Monensin</b>              | mg/lb        | 1                                    |
| <b>Monensin</b>              | g/ton        | 28                                   |
| <b>Total Fat</b>             | %            | 6                                    |
| <b>Neosolaniol</b>           | ug/g (ppm)   | 50                                   |
| <b>Nitrogen Free Extract</b> | %            | 1                                    |
| <b>Total Nitrogen</b>        | %            | 3                                    |
| <b>Nivalenol</b>             | ug/g (ppm)   | 50                                   |
| <b>Omega-3 Fatty Acids</b>   | %            | 8                                    |
| <b>Omega-6 Fatty Acids</b>   | %            | 7                                    |
| <b>Oxytetracycline</b>       | g/ton        | 4                                    |
| <b>Oxytetracycline</b>       | g/lb         | 4                                    |
| <b>pH</b>                    |              | 1                                    |
| <b>Phenylalanine-Total</b>   | %            | 4                                    |



**Feeds Samples****Units**

Received From 1/1/2002 To 12/31/2002

|                               |            |     |
|-------------------------------|------------|-----|
| <b>Phosphorus</b>             | %          | 89  |
| <b>Piperazine</b>             | %          | 1   |
| <b>Potassium</b>              | %          | 23  |
| <b>Proline - Total</b>        | %          | 2   |
| <b>Crude Protein</b>          | %          | 386 |
| <b>Pyrantel Tartrate</b>      | g/ton      | 3   |
| <b>Salt (Chloride X 1.65)</b> | %          | 26  |
| <b>Salt (Sodium X 2.54)</b>   | %          | 125 |
| <b>Salt by Sodium</b>         | lb/ton     | 1   |
| <b>15-Acet-Scirp</b>          | ug/g (ppm) | 50  |
| <b>Scirpentriol</b>           | ug/g (ppm) | 50  |
| <b>Selenium</b>               | %          | 2   |
| <b>Selenium</b>               | ug/g (ppm) | 56  |
| <b>Serine - Total</b>         | %          | 2   |
| <b>Sodium</b>                 | %          | 1   |
| <b>Sodium</b>                 | %          | 18  |
| <b>Starch</b>                 | %          | 1   |
| <b>Sucrose</b>                | %          | 1   |
| <b>Sulfamethazine</b>         | g/lb       | 5   |
| <b>Sulfamethazine</b>         | %          | 3   |
| <b>Sulfur</b>                 | %          | 5   |
| <b>Sulfathiazole</b>          | g/lb       | 1   |
| <b>Sulfathiazole</b>          | g/ton      | 4   |
| <b>T-2 Toxin</b>              | ug/g (ppm) | 50  |
| <b>Acetyl T-2</b>             | ug/g (ppm) | 50  |
| <b>T-2 Tetraol</b>            | ug/g (ppm) | 50  |
| <b>T-2 Triol</b>              | ug/g (ppm) | 50  |
| <b>Taurine - Total</b>        | %          | 8   |
| <b>TDN (Proximate)</b>        | %          | 1   |
| <b>Threonine - Total</b>      | %          | 4   |
| <b>Tryptophan - Total</b>     | %          | 2   |
| <b>Total Sugars as Invert</b> | %          | 19  |
| <b>Tylosin</b>                | g/lb       | 1   |
| <b>Tylosin</b>                | g/ton      | 6   |

## Feeds Samples

|                         | <b>Units</b> | Received From 1/1/2002 To 12/31/2002 |
|-------------------------|--------------|--------------------------------------|
| <b>Tyrosine - Total</b> | %            | 4                                    |
| <b>Valine - Total</b>   | %            | 4                                    |
| <b>Vitamin A</b>        | IU/lb        | 161                                  |
| <b>Vitamin A</b>        | mg/tablet    | 1                                    |
| <b>Zearalenol</b>       | ug/g (ppm)   | 50                                   |
| <b>Zearalenone</b>      | ug/g (ppm)   | 50                                   |
| <b>Zinc</b>             | %            | 2                                    |

# Sample Count Report

Feeds Sampled From 1/1/2002 To 12/31/2002

| Manufacturer and Location       | Sample                 | Passed | Not |
|---------------------------------|------------------------|--------|-----|
| 8 In 1 Pet Products, Inc.       | Hauppauge NY 5         | 1      | 4   |
| ADM Animal Health & Nutrition   | Des Moines IA 1        | 1      | 0   |
| Ag Processing Inc               | Omaha NE 1             | 1      | 0   |
| Agra Partners LTD               | West Des IA 2          | 2      | 0   |
| Alpharma Inc                    | Fort Lee NJ 2          | 2      | 0   |
| American Agco                   | St Paul MN 2           | 1      | 1   |
| American Crystal Sugar Company  | Moorhead MN 1          | 1      | 0   |
| American Protein Corporation    | Ames IA 3              | 3      | 0   |
| Antler King Trophy Prod.        | Black River Falls WI 1 | 1      | 0   |
| Arco Dehydrating Company        | Lake Park IA 2         | 1      | 1   |
| Babers Vis-Vita Sales           | Sioux City IA 1        | 1      | 0   |
| Baltzell Ag Products            | Omaha Ne 1             | 1      | 0   |
| Bay State Milling               | Quincy MA 1            | 1      | 0   |
| BCA Products                    | Sleepy Eye MN 2        | 2      | 0   |
| Biologic                        | West Point MS 1        | 1      | 0   |
| Birdola Products                | NW Grand MI 1          | 1      | 0   |
| Broin Enterprises Inc           | Scotland SD 1          | 1      | 0   |
| Buckeye Feed Mills Inc          | Dalton OH 1            | 1      | 0   |
| C & S Products Company          | Fort Dodge IA 6        | 6      | 0   |
| Cammack Ranch Supply            | Union Center SD 1      | 1      | 0   |
| Canova Coop                     | Canova SD 1            | 1      | 0   |
| Cargill - Nutrena Feed Division | Minneapolis MN 1       | 1      | 0   |
| Cargill Inc                     | Minneapolis MN 12      | 10     | 2   |
| Cargill Inc                     | Sioux City IA 1        | 1      | 0   |
| Cargill Inc.                    | West Fargo ND 1        | 1      | 0   |
| Cargill/Nutrena Feed Division   | Minneapolis MN 1       | 0      | 1   |
| Central Bi-Products             | Redwood Falls MN 1     | 1      | 0   |
| CK Processing Company           | Muscatine IA 1         | 1      | 0   |
| Consolidated Nutrition L.C.     | Omaha NE 6             | 4      | 2   |
| Consumers Supply Dist Company   | Sioux City IA 1        | 1      | 0   |
| Corner Feed & Seed              | Tripp SD 1             | 1      | 0   |
| Country Acres Feed Co.          | Brentwood MO 1         | 1      | 0   |
| Custom Feed and Supply          | Hoven SD 1             | 1      | 0   |
| D & D Commodities               | Stephen MN 2           | 1      | 1   |
| Dakota Best Inc                 | Redfield SD 1          | 0      | 1   |
| Dakota Commodities              | Scotland SD 1          | 1      | 0   |
| Dakota Mill and Grain           | Sturgis SD 1           | 1      | 0   |
| Dakotaland Feeds                | Huron SD 10            | 9      | 1   |
| Delane Brands Inc.              | Delane MN 1            | 1      | 0   |

| <b>Manufacturer and Location</b> |                |    | <b>Sample</b> | <b>Passed</b> | <b>Not</b> |
|----------------------------------|----------------|----|---------------|---------------|------------|
| Diamond Pet Foods                | Meta           | MO | 2             | 2             | 0          |
| Doboy Domain Inc                 | New Richmond   | WI | 1             | 1             | 0          |
| East-Man Feeds                   | Sioux Falls    | SD | 1             | 0             | 1          |
| Elanco Animal Health             | Indianapolis   | IN | 3             | 3             | 0          |
| Evolved Habitats                 | New Roads      | LA | 3             | 2             | 1          |
| Farmers Coop                     | Gordon         | NE | 3             | 3             | 0          |
| Farmers Feed+Supply              | Boyden         | IA | 1             | 0             | 1          |
| Farmland Industries              | Kansas City    | MO | 1             | 1             | 0          |
| Farmland Industries Inc          | Kansas City    | MO | 3             | 3             | 0          |
| Farnam Companies                 | Phoenix        | AZ | 5             | 5             | 0          |
| Florence Farmers Elevator        | Florence       | SD | 1             | 1             | 0          |
| Fremar Farmers Coop              | Freeman        | SD | 2             | 2             | 0          |
| Friskies Pet Care Products       | Glendale       | CA | 1             | 1             | 0          |
| Furst-McNess Company             | Freeport       | IL | 1             | 1             | 0          |
| Gimpet Pet Specialties           | Atlanta        | GA | 1             | 1             | 0          |
| Gold Eagle                       | Eagle Grove    | IA | 2             | 1             | 1          |
| Golden Sun Feeds                 | Esterville     | IA | 1             | 1             | 0          |
| Golden Sun Feeds Inc             | Estherville    | IA | 10            | 8             | 2          |
| Golden Sun Feeds Inc             | Sioux Falls    | SD | 1             | 1             | 0          |
| Gutwein and Co                   | Francesville   | IN | 1             | 1             | 0          |
| Hartz Mountain Corp              | Secaucus       | NJ | 7             | 7             | 0          |
| Harvest States                   | Fort Dodge     | IA | 1             | 0             | 1          |
| Harvest States                   | Gettysburg     | SD | 2             | 1             | 1          |
| Harvest States                   | Sioux Falls    | SD | 32            | 29            | 3          |
| Harvest States Feeds             | Brandon        | SD | 1             | 0             | 1          |
| Heartland Grain Fuels            | Aberdeen       | SD | 1             | 1             | 0          |
| Heinz Pet Products               | Newport        | KY | 1             | 1             | 0          |
| Heinz Pet Products               | Pittsburgh     | PA | 2             | 2             | 0          |
| Hergert Milling, Inc.            | Scotts Bluff   | NE | 1             | 0             | 1          |
| Hi-Plains Nutrition Service      | Whitewood      | SD | 2             | 2             | 0          |
| Hill's Pet Nutrition             | Topeka         | KS | 3             | 3             | 0          |
| Holly Sugar Corp.                | Sidney         | MT | 1             | 1             | 0          |
| Howard Farmers Coop Assn         | Howard         | SD | 1             | 1             | 0          |
| Hubbard Feed Inc.                | Watertown      | SD | 6             | 6             | 0          |
| Hubbard Feeds Inc.               | Huron          | SD | 2             | 1             | 1          |
| Hubbard Feeds, Inc.              | Mankato        | MN | 66            | 51            | 15         |
| Imu-Tek Animal Health Inc        | Ft. Collins    | CO | 2             | 2             | 0          |
| J&R Distributing                 | Lake Norden    | SD | 3             | 3             | 0          |
| JRB Food Inc                     | Sharon Center  | OH | 1             | 1             | 0          |
| Kal Kan Foods Inc                | Vernon         | CA | 4             | 3             | 1          |
| Kay Dee Feed Company             | Sioux City     | IA | 8             | 6             | 2          |
| Kaytee Products Inc              | Chilton        | WI | 7             | 7             | 0          |
| Kent Feeds Inc                   | Muscatine      | IA | 9             | 8             | 1          |
| L/M Animal Farms                 | Pleasant Plain | OH | 1             | 0             | 1          |

| <b>Manufacturer and Location</b> |               |    | <b>Sample</b> | <b>Passed</b> | <b>Not</b> |
|----------------------------------|---------------|----|---------------|---------------|------------|
| Labolt Farmers Grain             | Waubay        | SD | 1             | 1             | 0          |
| Lambert Kay                      | Cranbury      | NJ | 1             | 1             | 0          |
| Land O Lakes Farmland Feed       | Ft. Dodge     | IA | 31            | 21            | 10         |
| Land O Lakes Farmland Feeds      | Fort Dodge    | IA | 8             | 7             | 1          |
| Land O Lakes Inc.                | Fort Dodge    | IA | 10            | 9             | 1          |
| Land O Lakes/Farmland Feeds      | Sioux Falls   | SD | 2             | 2             | 0          |
| Land O Lakes/Harvest States      | Fort Dodge    | IA | 1             | 1             | 0          |
| Land O Lakes/Harvest States      | Ft. Dodge     | IA | 1             | 1             | 0          |
| Lesterville Feed & Grain         | Lesterville   | SD | 3             | 2             | 1          |
| Manna Pro Corporation            | St. Louis     | MO | 7             | 6             | 1          |
| McFleeg Inc                      | Watertown     | SD | 3             | 2             | 1          |
| Mid-States Distributing Company  | St Paul       | MN | 6             | 4             | 2          |
| Midwest Agri-Commodities         | Corte Madera  | CA | 2             | 2             | 0          |
| Midwestern Pet Food Inc.         | Evansville    | IN | 1             | 1             | 0          |
| Mighty Deer Lick                 | Powers        | MI | 1             | 1             | 0          |
| Milk Specialties Company         | Dundee        | IL | 2             | 1             | 1          |
| Morton International Inc         | Chicago       | IL | 1             | 1             | 0          |
| Muellers Feed Mill               | Martin        | SD | 3             | 2             | 1          |
| Nabisco Foods                    | E Hanover     | NJ | 1             | 1             | 0          |
| Nash Finch                       | Minneapolis   | MN | 4             | 4             | 0          |
| Natura Pet Products              | Santa Clara   | CA | 2             | 1             | 1          |
| Nestle Purina                    | St. Louis     | MO | 1             | 1             | 0          |
| New Generation Feeds             | Belle Fourche | SD | 1             | 0             | 1          |
| New Underwood Grain              | New Underwood | SD | 1             | 1             | 0          |
| North American Salt Company      | Overland Park | KS | 1             | 1             | 0          |
| Northern Plains Coop             | Dupree        | SD | 1             | 1             | 0          |
| Northern Plains Seed             | Sioux Falls   | SD | 2             | 2             | 0          |
| Nutrena Feeds                    | Minneapolis   | MN | 11            | 7             | 4          |
| Nutritec Inc.                    | Vernon Hills  | IL | 1             | 1             | 0          |
| Nylabone Products                | Neptune       | NJ | 1             | 0             | 1          |
| Path Valley Farm                 | Willow Hill   | PA | 1             | 1             | 0          |
| Penn Pak Inc                     | Madison       | GA | 1             | 1             | 0          |
| Pet Pro Products Inc.            | Los Angeles   | CA | 4             | 0             | 4          |
| PMI Nutrition Inc                | Brentwood     | MO | 1             | 1             | 0          |
| Prairie Pride                    | Mankato       | MN | 4             | 3             | 1          |
| Premier Farmtech                 | Kansas City   | MO | 1             | 1             | 0          |
| Professional Pet Foods           | St. Thomas    | MO | 1             | 0             | 1          |
| Profile Nutrition                | Arden Hills   | MN | 3             | 3             | 0          |
| Purina Mills                     | St. Louis     | MO | 20            | 16            | 4          |
| Pyco Industries, Inc.            | Lubbock       | TX | 1             | 1             | 0          |
| Quality Liquid Feed              | Menomonie     | WI | 1             | 1             | 0          |
| Quality Liquid Feeds Inc         | Dodgeville    | WI | 5             | 2             | 3          |
| Quality Stores                   | N. Muskegon   | MI | 1             | 1             | 0          |
| R.E. Brokers                     | Rushmore      | MN | 1             | 1             | 0          |

| <b>Manufacturer and Location</b> |                |    | <b>Sample</b> | <b>Passed</b> | <b>Not</b> |
|----------------------------------|----------------|----|---------------|---------------|------------|
| Ragland Mills Inc                | Neosho         | MO | 2             | 1             | 1          |
| Ramona Warehouse                 | Ramona         | SD | 1             | 1             | 0          |
| Ration Maker Products Inc        | Laurens        | IA | 1             | 1             | 0          |
| Ridley Block Operations          | Whitewood      | SD | 2             | 0             | 2          |
| Roche Vitamins & Fine Chemicals  | Parsippany     | NJ | 1             | 1             | 0          |
| Safeway Inc.                     | Pleasanton     | CA | 2             | 2             | 0          |
| Scranton Equity Exchange         | Scranton       | ND | 1             | 1             | 0          |
| SD Soybean Processors            | Volga          | SD | 2             | 2             | 0          |
| Sea Starr Animal Health, Inc.    | Narragansett   | RI | 1             | 1             | 0          |
| Shurfine International           | Northlake      | IL | 1             | 1             | 0          |
| St Paul Pet                      | South St. Paul | MN | 1             | 1             | 0          |
| Sterling Technology              | Toronto        | SD | 1             | 0             | 1          |
| Sun Seed Company Inc             | Bowling Green  | OH | 1             | 1             | 0          |
| Swift & Company                  | Greeley        | CO | 2             | 2             | 0          |
| Tetra Sales                      | Blacksburg     | VA | 1             | 1             | 0          |
| The Hamilton Horse Cookie        | Groveland      | MA | 1             | 0             | 1          |
| The Iams Company                 | Dayton         | OH | 5             | 5             | 0          |
| Tradition Feed Products Company  | Mankato        | MN | 9             | 6             | 3          |
| TSC Stores                       | Nashville      | TN | 4             | 4             | 0          |
| U.A.P.-BASIN                     | Basin          | WY | 1             | 1             | 0          |
| United Salt Corp                 | Houston        | TX | 1             | 1             | 0          |
| United Suppliers Inc.            | Eldora         | IA | 1             | 1             | 0          |
| Valley Splendor                  | Fargo          | ND | 1             | 1             | 0          |
| Vigortone Ag Products Inc        | Cedar Rapids   | IA | 1             | 1             | 0          |
| Virboc Alt Inc.                  | Fort Worth     | TX | 1             | 1             | 0          |
| VitaKraft Pet Products           | Bound Brook    | NJ | 1             | 1             | 0          |
| Wal Mart Stores Inc              | Bentonville    | AR | 1             | 1             | 0          |
| West Central Coop                | Ralston        | IA | 1             | 1             | 0          |
| Westway Feed Products            | New Orleans    | LA | 4             | 4             | 0          |
| Westway Trading                  | New Orleans    | LA | 1             | 1             | 0          |
| Whitetail Inst. of North America | Pintala        | AL | 1             | 0             | 1          |
| Wildlife Sciences Inc.           | Excelsior      | MN | 1             | 1             | 0          |
| Wildwood Farms                   | Fulton         | IL | 1             | 1             | 0          |
| Woody's Performance Horse Feed   | Dickinson      | ND | 3             | 2             | 1          |
| Y-TEX Corporation                | Cody           | WY | 1             | 0             | 1          |
| Yaggies Inc                      | Yankton        | SD | 2             | 1             | 1          |
|                                  | <b>Totals:</b> |    | 512           | 412           | 100        |

**Percent Passed:** 80.5%

**Percent Not** 19.5%

| Manufacturer Location                      | Product  | Analyte                 | Found            | Claim |           |
|--|--|-------------------------|------------------|-------|-----------|
| 8 In 1 Pet Products, Inc.<br>Hauppauge, NY |  |                         |                  |       |           |
|  | <b>** Ferret Diet Premium</b>                                |                         | <b>02F-00812</b> |       |           |
|  |  | Arginine - Total, %     | 1.39             | 1.75  | DEFICIENT |
|  |  | Ash, %                  | 5.56             | 7     |           |
|  |  | Fat: Acid Hydrolysis, % | 9.20             | 8     |           |
|  |  | Glycine - Total, %      | 1.93             | 2.45  | DEFICIENT |
|  |  | Histidine - Total, %    | 0.574            | 0.5   |           |
|  |  | Isoleucine - Total, %   | 1.15             | 0.9   |           |
|  |  | Leucine - Total, %      | 3.94             | 1.85  |           |
|  |  | Lysine - Total, %       | 1.05             | 1.3   |           |
|  |  | Methionine - Total, %   | 0.706            | 0.5   |           |
|  |  | Oven Moisture, %        | 6.13             | 10    |           |
|  |  | Phenylalanine-Total, %  | 1.54             | 1     |           |
|  |  | Crude Protein, %        | 33.4             | 30    |           |
|  |  | Threonine - Total, %    | 1.25             | 1     |           |
|  |  | Tryptophan - Total, %   | 0.189            | 0.25  | DEFICIENT |
|  |  | Tyrosine - Total, %     | 1.23             | 0.8   |           |
|  |  | Valine - Total, %       | 1.41             | 1     |           |
|  | <b>** Song Food Plus</b>                                     |                         | <b>02F-00905</b> |       |           |
|  |  | Alanine - Total, %      | 0.955            | 1     |           |
|  |  | Arginine - Total, %     | 1.11             | 1     |           |
|  |  | Aspartic Acid-Total, %  | 1.44             | 1.25  |           |
|  |  | Cystine - Total, %      | 0.206            | 0.4   | DEFICIENT |
|  |  | Crude Fat, %            | 26.6             | 20    |           |
|  |  | Glutamic Acid-Total, %  | 3.59             | 3     |           |
|  |  | Glycine - Total, %      | 0.809            | 1.1   | DEFICIENT |
|  |  | Histidine - Total, %    | 0.361            | 0.4   |           |
|  |  | Isoleucine - Total, %   | 0.668            | 0.7   |           |
|  |  | Leucine - Total, %      | 1.35             | 1.2   |           |
|  |  | Lysine - Total, %       | 0.741            | 0.85  |           |
|  |  | Methionine - Total, %   | 0.372            | 0.35  |           |
|  |  | Oven Moisture, %        | 7.29             | 10    |           |
|  |  | Phenylalanine-Total, %  | 0.666            | 0.9   | DEFICIENT |
|  |  | Proline - Total, %      | 1.01             | 1.2   |           |
|  |  | Crude Protein, %        | 18.9             | 18    |           |
|  |  | Serine - Total, %       | 0.822            | 0.85  |           |
|  |  | Threonine - Total, %    | 0.736            | 0.7   |           |
|  |  | Tryptophan - Total, %   | 0.218            | 0.25  |           |
|  |  | Tyrosine - Total, %     | 0.442            | 0.65  | DEFICIENT |
|  |  | Valine - Total, %       | 0.856            | 0.85  |           |
|  | <b>** 8 in 1 Ferretvite High Calorie Vitamin Concentrate</b> |                         | <b>02F-02928</b> |       |           |
|  |  | Taurine - Total, mg/oz  | 116.             | 200   | DEFICIENT |
|  |  | Vitamin A, IU/oz        | 309000.          | 1700  |           |

| Manufacturer Location                             | Product                       | Analyte                       | Found            | Claim |           |
|---|-------------------------------|-------------------------------|------------------|-------|-----------|
|   | <b>Ultra Blend</b>            |                               | <b>02F-12861</b> |       |           |
|   |                               | Alanine - Total, %            | 0.944            | 0.9   |           |
|   |                               | Arginine - Total, %           | 1.15             | 1     |           |
|   |                               | Aspartic Acid-Total, %        | 1.56             | 1.25  |           |
|   |                               | Crude Fiber, %                | 8.20             | 12    |           |
|   |                               | Cystine - Total, %            | 0.271            | 0.25  |           |
|   |                               | Crude Fat, %                  | 15.4             | 12    |           |
|   |                               | Glutamic Acid-Total, %        | 3.62             | 2.7   |           |
|   |                               | Glycine - Total, %            | 0.785            | 0.65  |           |
|   |                               | Histidine - Total, %          | 0.376            | 0.3   |           |
|   |                               | Isoleucine - Total, %         | 0.628            | 0.55  |           |
|   |                               | Leucine - Total, %            | 1.34             | 1     |           |
|   |                               | Lysine - Total, %             | 0.650            | 0.5   |           |
|   |                               | Methionine - Total, %         | 0.312            | 0.25  |           |
|   |                               | Oven Moisture, %              | 9.76             | 10    |           |
|   |                               | Phenylalanine-Total, %        | 0.794            | 0.75  |           |
|   |                               | Proline - Total, %            | 0.863            | 0.7   |           |
|   |                               | Crude Protein, %              | 17.6             | 15    |           |
|   |                               | Serine - Total, %             | 0.861            | 0.7   |           |
|   |                               | Threonine - Total, %          | 0.583            | 0.55  |           |
|   |                               | Tyrosine - Total, %           | 0.545            | 0.45  |           |
|   |                               | Valine - Total, %             | 0.777            | 0.8   |           |
|   | <b>*#* 8 N 1 Vitabites</b>    |                               | <b>02F-17195</b> |       |           |
|   |                               | Calcium, %                    | 7.41             | 4-6   | EXCESSIVE |
|   |                               | Fat: Acid Hydrolysis, %       | 6.06             |       |           |
|   |                               | Linoleic Acid 18:2, mg/tablet | 4.49             | 15    | DEFICIENT |
|   |                               | Phosphorus, %                 | 6.85             | 3     |           |
|   |                               | Vitamin A, IU/tablet          | 1130.            | 500   |           |
| <b>ADM Animal Health &amp; Nutrition Division</b> |                               |                               |                  |       |           |
| <b>Des Moines, IA</b>                             |                               |                               |                  |       |           |
|   | <b>Aureozol 250</b>           |                               | <b>02F-02491</b> |       |           |
|   |                               | Chlortetracycline, g/lb       | 9.72             | 10    |           |
|   |                               | Sulfathiazole, %              | 2.06             | 2.2   |           |
| <b>Ag Processing Inc</b>                          |                               |                               |                  |       |           |
| <b>Omaha, NE</b>                                  |                               |                               |                  |       |           |
|   | <b>46.5 Soybean Meal</b>      |                               | <b>02F-05764</b> |       |           |
|   |                               | Ash, %                        | 6.14             | 8     |           |
|   |                               | Crude Protein, %              | 46.8             | 46.5  |           |
| <b>Agra Partners LTD</b>                          |                               |                               |                  |       |           |
| <b>West Des Moines, IA</b>                        |                               |                               |                  |       |           |
|   | <b>Cocci-Med 568</b>          |                               | <b>02F-14978</b> |       |           |
|   |                               | Crude Fiber, %                | 10.9             | 15    |           |
|   |                               | Decoquinatate, %              | 0.122            | 0.125 |           |
|   | <b>CTC-Medicated Crumbles</b> |                               | <b>03F-00102</b> |       |           |
|   |                               | Crude Fiber, %                | 10.9             | 15    |           |
|   |                               | Chlortetracycline, g/lb       | 3.61             | 4     |           |
| <b>Alpharma Inc</b>                               |                               |                               |                  |       |           |
| <b>Fort Lee, NJ</b>                               |                               |                               |                  |       |           |
|   | <b>Aureomycin 100</b>         |                               | <b>02F-04819</b> |       |           |
|   |                               | Chlortetracycline, g/lb       | 106.             | 100   |           |
|   | <b>Aureomycin</b>             |                               | <b>02F-06768</b> |       |           |
|   |                               | Chlortetracycline, g/lb       | 51.2             | 50    |           |



| Manufacturer Location                 | Product  | Analyte                  | Found            | Claim |           |
|---------------------------------------|--|--------------------------|------------------|-------|-----------|
| <b>American Agco</b>                  |  |                          |                  |       |           |
| <b>St Paul, MN</b>                    |  |                          |                  |       |           |
|                                       | <b>*#* 17% Breeder/Layer Crumbs</b>                    |                          | <b>02F-04518</b> |       |           |
|                                       |  | Calcium, %               | 2.89             | 3-4   |           |
|                                       |  | Lysine - Total, %        | 0.842            | 0.85  |           |
|                                       |  | Methionine - Total, %    | 0.308            | 0.4   | DEFICIENT |
|                                       |  | Crude Protein, %         | 18.3             | 17    |           |
|                                       | <b>Wild Bird Feed</b>                                  |                          | <b>02F-06787</b> |       |           |
|                                       |  | Crude Fiber, %           | 3.13             | 10    |           |
|                                       |  | Crude Protein, %         | 9.70             | 10    |           |
| <b>American Crystal Sugar Company</b> |  |                          |                  |       |           |
| <b>Moorhead, MN</b>                   |  |                          |                  |       |           |
|                                       | <b>Beet Pulp Shreds w/molasses</b>                     |                          | <b>02F-05806</b> |       |           |
|                                       |  | Ash, %                   | 5.88             |       |           |
|                                       |  | Crude Fiber, %           | 16.9             | 22    |           |
|                                       |  | Fat: Roesse Gottlieb, %  | 0.74             | 0.3   |           |
|                                       |  | Oven Moisture, %         | 7.74             |       |           |
|                                       |  | Nitrogen Free Extract, % | 60.5             |       |           |
|                                       |  | Crude Protein, %         | 8.26             | 6     |           |
|                                       |  | TDN (Prox), %            | 64.4             | 65    |           |
| <b>American Protein Corporation</b>   |  |                          |                  |       |           |
| <b>Ames, IA</b>                       |  |                          |                  |       |           |
|                                       | <b>Lifeline Calf Nutritional Colostrum Supplement</b>  |                          | <b>02F-03531</b> |       |           |
|                                       |  | Crude Protein, %         | 45.1             | 40    |           |
|                                       | <b>Life Line</b>                                       |                          | <b>02F-06913</b> |       |           |
|                                       |  | Crude Protein, %         | 46.3             | 40    |           |
|                                       | <b>Life Line Calf Nutritional Colostrum Supplement</b> |                          | <b>02F-07177</b> |       |           |
|                                       |  | Crude Protein, %         | 44.4             | 40    |           |
| <b>Antler King Trophy Prod.</b>       |  |                          |                  |       |           |
| <b>Black River Falls, WI</b>          |  |                          |                  |       |           |
|                                       | <b>Antler King Trophy Deer/Elk Pellets</b>             |                          | <b>02F-03226</b> |       |           |
|                                       |  | Crude Fiber, %           | 7.72             | 14    |           |
|                                       |  | Crude Protein, %         | 19.2             | 18.5  |           |
| <b>Arco Dehydrating Company</b>       |  |                          |                  |       |           |
| <b>Lake Park, IA</b>                  |  |                          |                  |       |           |
|                                       | <b>Alfalfa Pellets</b>                                 |                          | <b>02F-06791</b> |       |           |
|                                       |  | Crude Fiber, %           | 25.3             | 30    |           |
|                                       |  | Crude Protein, %         | 21.3             | 17    |           |
|                                       | <b>*#* Alfalfa Pellets - Dehydrated</b>                |                          | <b>02F-12513</b> |       |           |
|                                       |  | Crude Fiber, %           | 27.7             | 30    |           |
|                                       |  | Crude Protein, %         | 16.1             | 17    | DEFICIENT |
| <b>Babers Vis-Vita Sales</b>          |  |                          |                  |       |           |
| <b>Sioux City, IA</b>                 |  |                          |                  |       |           |
|                                       | <b>60% Fish Meal</b>                                   |                          | <b>02F-05815</b> |       |           |
|                                       |  | Crude Fat, %             | 6.74             | 6.5   |           |
|                                       |  | Crude Protein, %         | 65.1             | 60    |           |
| <b>Baltzell Ag Products</b>           |  |                          |                  |       |           |
| <b>Omaha, Ne</b>                      |  |                          |                  |       |           |
|                                       | <b>Feed Grade Monoammonium Phosphate</b>               |                          | <b>02F-05816</b> |       |           |
|                                       |  | Total Nitrogen, %        | 11.5             | 10    |           |
|                                       |  | Phosphorus, %            | 23.1             | 24    |           |

| Manufacturer<br>Location          | Product   | Analyte                 | Found            | Claim |
|-----------------------------------|---|-------------------------|------------------|-------|
| <b>Bay State Milling</b>          |   |                         |                  |       |
| <b>Quincy, MA</b>                 |   |                         |                  |       |
|                                   | <b>WinGold Bakers Bran</b>                                    |                         | <b>02F-05805</b> |       |
|                                   |   | Crude Fiber, %          | 11.4             | 12    |
|                                   |   | Crude Protein, %        | 17.6             | 14.5  |
| <b>BCA Products</b>               |   |                         |                  |       |
| <b>Sleepy Eye, MN</b>             |   |                         |                  |       |
|                                   | <b>Wild Bird Food</b>   |                         | <b>02F-00817</b> |       |
|                                   |   | Crude Fiber, %          | 9.73             | 12    |
|                                   |   | Crude Protein, %        | 11.4             | 10    |
|                                   | <b>Premium Wild Bird Food</b>                                 |                         | <b>02F-05791</b> |       |
|                                   |   | Crude Fiber, %          | 6.16             | 12    |
|                                   |   | Crude Protein, %        | 10.4             | 10    |
| <b>Biologic</b>                   |   |                         |                  |       |
| <b>West Point, MS</b>             |   |                         |                  |       |
|                                   | <b>White Tail Addiction</b>                                   |                         | <b>02F-08679</b> |       |
|                                   |   | Salt (Sodium X 2.54), % | 97.4             | 93-97 |
|                                   |   | Sodium, %               | 38.4             | 39-40 |
| <b>Birdola Products</b>           |   |                         |                  |       |
| <b>NW Grand Rapids, MI</b>        |   |                         |                  |       |
|                                   | <b>Birdola Finch Black Gold</b>                               |                         | <b>02F-07363</b> |       |
|                                   |   | Crude Fat, %            | 31.6             | 13    |
|                                   |   | Crude Protein, %        | 24.2             | 15    |
| <b>Broin Enterprises Inc</b>      |   |                         |                  |       |
| <b>Scotland, SD</b>               |   |                         |                  |       |
|                                   | <b>Distiller</b>  |                         | <b>02F-05773</b> |       |
|                                   |   | Crude Protein, %        | 29.6             | 26    |
| <b>Buckeye Feed Mills Inc</b>     |   |                         |                  |       |
| <b>Dalton, OH</b>                 |   |                         |                  |       |
|                                   | <b>Harvest Salt</b>   |                         | <b>02F-00492</b> |       |
|                                   |   | Salt (ChlorideX1.65), % | 97.3             | 96-98 |
|                                   |   | Salt (Sodium X 2.54), % | 92.8             | 96-98 |
|                                   |   | Selenium, %             | 0.0038           | 0.004 |
| <b>C &amp; S Products Company</b> |   |                         |                  |       |
| <b>Fort Dodge, IA</b>             |   |                         |                  |       |
|                                   | <b>Sweet Corn Squirrel Log</b>                                |                         | <b>02F-00749</b> |       |
|                                   |   | Crude Protein, %        | 9.14             | 8     |
|                                   | <b>C &amp; S Raisin Delight Suet for Year Round Wild Bird</b> |                         | <b>02F-07359</b> |       |
|                                   |   | Crude Fat, %            | 24.8             | 14    |
|                                   | <b>C and S Finch Snack</b>                                    |                         | <b>02F-07360</b> |       |
|                                   |   | Crude Fat, %            | 18.1             | 20    |
|                                   |   | Crude Protein, %        | 21.1             | 18    |
|                                   | <b>C and S Oriole Delight</b>                                 |                         | <b>02F-07361</b> |       |
|                                   |   | Crude Fat, %            | 32.8             | 15    |
|                                   |   | Crude Protein, %        | 11.7             | 6     |
|                                   | <b>C and S High Energy Suet</b>                               |                         | <b>02F-07362</b> |       |
|                                   |   | Crude Fiber, %          | 6.45             | 12    |
|                                   |   | Crude Fat, %            | 39.0             | 30    |
|                                   | <b>Berry Treat</b>  |                         | <b>02F-14731</b> |       |
|                                   |   | Crude Fiber, %          | 3.15             | 12    |
|                                   |   | Crude Fat, %            | 36.0             | 25    |

| Manufacturer<br>Location                                  | Product  | Analyte                  | Found            | Claim     |  |
|---|--|--------------------------|------------------|-----------|--|
| Canova Coop<br>Canova, SD                                 | Custom Feed  |                          | <b>02F-04803</b> |           |  |
|   |  | Chlortetracycline, g/ton | 413.             | 399       |  |
| Cargill - Nutrena Feed Division<br>Minneapolis, MN        | Nutrena 20% Range Block                                |                          | <b>02F-04040</b> |           |  |
|   |  | Calcium, %               | 3.14             | 2.5-3.5   |  |
|   |  | Crude Protein, %         | 20.0             | 20        |  |
|   |  | Salt (Sodium X 2.54), %  | 13.2             | 11-12     |  |
|   |  | Vitamin A, IU/lb         | 22200.           | 30000     |  |
| Cargill Inc<br>Minneapolis, MN                            | Trace Mineral Salt Blk                                 |                          | <b>02F-00743</b> |           |  |
|   |  | Salt (Sodium X 2.54), %  | 93.4             | 94-98.5   |  |
|   |  | Sodium, %                | 36.8             | 37-38.75  |  |
|   | Beefcake 32 (NU)(NS) Supplement Custom Medicated       |                          | <b>02F-00908</b> |           |  |
|   |  | Lasalocid, g/ton         | 387.             | 400       |  |
|   |  | Crude Protein, %         | 32.0             | 32        |  |
|   |  | Vitamin A, IU/lb         | 28000.           | 30000     |  |
|   | CLS Controlled Release 32 Liquid Supplement (ON)       |                          | <b>02F-00910</b> |           |  |
|   |  | Equiv Crude Protein, %   | 19.9             | 22.4      |  |
|   |  | Vacuum Moisture, %       | 32.0             | 32        |  |
|   |  | Crude Protein, %         | 33.2             | 32        |  |
|   |  | Total Sugars(Invert), %  | 30.9             | 29.5      |  |
|   | Champions Choice Trace Mineral Salt                    |                          | <b>02F-02217</b> |           |  |
|   |  | Salt (Sodium X 2.54), %  | 95.1             | 94-98.5   |  |
|   |  | Sodium, %                | 37.4             | 37-38.75  |  |
|   | *#* Swine Custom Mix Feed # 471009 MM TT Swine Gro Fin |                          | <b>02F-03848</b> |           |  |
|   |  | Calcium, %               | 18.8             | 19-20     |  |
|   |  | Lysine - Total, %        | 2.81             | 3.24      |  |
|   |  | Phosphorus, %            | 8.26             | 8         |  |
|   |  | Crude Protein, %         | 4.76             | 5         |  |
| Salt (ChlorideX1.65), %                                   |  | 11.5                     | 10.5-11.5        |           |  |
| Salt (Sodium X 2.54), %                                   |  | 7.91                     | 10.5-11.5        | DEFICIENT |  |
| Selenium, ug/g (ppm)                                      |  | 16.2                     | 8.5              |           |  |
| Sodium, %   |  | 3.12                     | 4-5              | DEFICIENT |  |
| TriTech Custom Beef TT Nutra Beef Start 36 30mg/lb Deccox |  | <b>02F-03849</b>         |                  |           |  |
|   | Calcium, %   | 2.00                     | 2-2.5            |           |  |
|   | Crude Fiber, %   | 12.5                     | 12.5             |           |  |
|   | Decoquinatate, g/ton                                   | 53.8                     | 60               |           |  |
|   | Crude Protein, %                                       | 35.3                     | 36               |           |  |
|   | Sodium, %  | 0.650                    | 0.5-1            |           |  |
|   | Vitamin A, IU/lb                                       | 92000.                   | 115000           |           |  |
| Soybean Meal  |  | <b>02F-05772</b>         |                  |           |  |
|   | Crude Protein, %                                       | 45.7                     | 46.5             |           |  |
| Cargill Urea Feed Grade                                   |  | <b>02F-05813</b>         |                  |           |  |
|   | Equiv Crude Protein, %                                 | 280.                     | 287              |           |  |
|   | Total Nitrogen, %                                      | 46.7                     | 46               |           |  |
| Trace Mineral Salt Brick Champions Choice                 |  | <b>02F-07375</b>         |                  |           |  |
|   | Salt (Sodium X 2.54), %                                | 94.6                     | 94-98.5          |           |  |
|   | Sodium, %  | 37.2                     | 37-38.75         |           |  |

| Manufacturer Location                | Product                                     | Analyte                 | Found            | Claim     |           |
|--------------------------------------|---|-------------------------|------------------|-----------|-----------|
|                                      | <b>40/50 Swine Concentrate</b>              |                         | <b>02F-15290</b> |           |           |
|                                      |   | Calcium, %              | 4.86             | 4.65-4.75 |           |
|                                      |   | Lysine - Total, %       | 3.08             | 3.12      |           |
|                                      |   | Phosphorus, %           | 2.41             | 2.35      |           |
|                                      |   | Crude Protein, %        | 40.0             | 40        |           |
|                                      |   | Salt (Sodium X 2.54), % | 3.15             | 2.5-3     |           |
|                                      |   | Sodium, %               | 1.24             | 1-1.4     |           |
|                                      | <b>** Custom Feed</b>                       |                         | <b>02F-15291</b> |           |           |
|                                      |   | Acid Detergent Fiber, % | 9.43             | 9         |           |
|                                      |   | Crude Fat, %            | 5.24             | 6.5       | DEFICIENT |
|                                      |   | Crude Protein, %        | 36.0             | 36        |           |
|                                      |   | Vitamin A, IU/lb        | 19700.           | 25000     |           |
|                                      | <b>Right Now Bronze ATL</b>                 |                         | <b>02F-15292</b> |           |           |
|                                      |   | Calcium, %              | 12.0             | 11-13     |           |
|                                      |   | Magnesium, %            | 3.32             | 3         |           |
|                                      |   | Phosphorus, %           | 9.54             | 10        |           |
|                                      |   | Potassium, %            | 1.86             | 2         |           |
|                                      |   | Salt (Sodium X 2.54), % | 13.0             | 11.5-12.5 |           |
|                                      |   | Selenium, ug/g (ppm)    | 26.6             | 30        |           |
|                                      |   | Sodium, %               | 5.13             | 4.5-5.5   |           |
|                                      |   | Vitamin A, IU/lb        | 231000.          | 200000    |           |
| <b>Cargill Inc</b>                   |   |                         |                  |           |           |
| <b>Sioux City, IA</b>                |   |                         |                  |           |           |
|                                      | <b>Extracted Soybean Meal</b>               |                         | <b>02F-04814</b> |           |           |
|                                      |   | Crude Protein, %        | 47.0             | 46.5      |           |
| <b>Cargill Inc.</b>                  |   |                         |                  |           |           |
| <b>West Fargo, ND</b>                |   |                         |                  |           |           |
|                                      | <b>32% Solvent Extracted Sunflower Meal</b> |                         | <b>02F-02603</b> |           |           |
|                                      |   | Crude Fiber, %          | 21.2             | 21        |           |
|                                      |   | Crude Protein, %        | 32.0             | 32        |           |
| <b>Cargill/Nutrena Feed Division</b> |   |                         |                  |           |           |
| <b>Minneapolis, MN</b>               |   |                         |                  |           |           |
|                                      | <b>** Native Habitat Deer Block</b>         |                         | <b>02F-07366</b> |           |           |
|                                      |   | Crude Fiber, %          | 8.31             | 12        |           |
|                                      |   | Salt (ChlorideX1.65), % | 37.7             | 45-50     | DEFICIENT |
|                                      |   | Salt (Sodium X 2.54), % | 39.0             | 45-50     | DEFICIENT |
|                                      |   | Total Sugars(Invert), % | 23.8             | 16        |           |
| <b>Central Bi-Products</b>           |   |                         |                  |           |           |
| <b>Redwood Falls, MN</b>             |   |                         |                  |           |           |
|                                      | <b>Gro-Mor Hydrolyzed Poultry Feathers</b>  |                         | <b>02F-04815</b> |           |           |
|                                      |   | Ash, %                  | 2.58             | 6         |           |
|                                      |   | Crude Protein, %        | 81.7             | 80        |           |
| <b>CK Processing Company</b>         |   |                         |                  |           |           |
| <b>Muscatine, IA</b>                 |   |                         |                  |           |           |
|                                      | <b>Econolass Granules</b>                   |                         | <b>02F-07218</b> |           |           |
|                                      |   | Crude Fiber, %          | 16.3             | 20        |           |
|                                      |   | Crude Protein, %        | 9.40             | 6         |           |
| <b>Consolidated Nutrition L.C.</b>   |   |                         |                  |           |           |
| <b>Omaha, NE</b>                     |   |                         |                  |           |           |
|                                      | <b>Game Bird Starter 80069AAH</b>           |                         | <b>02F-05762</b> |           |           |
|                                      |   | Amprolium, %            | 0.0155           | 0.0175    |           |
|                                      |   | Crude Protein, %        | 28.4             | 28        |           |

| Manufacturer Location                | Product                                   | Analyte                           | Found            | Claim            |           |  |
|--------------------------------------|---|-----------------------------------|------------------|------------------|-----------|--|
|                                      | <b>** Egg Maker Concentrate 80101AAA</b>  |                                   | <b>02F-05763</b> |                  |           |  |
|                                      |   | Calcium, %                        | 2.63             | 2.8-3.8          |           |  |
|                                      |   | Crude Fiber, %                    | 5.24             | 10               |           |  |
|                                      |   | Crude Fat, %                      | 6.41             | 5                |           |  |
|                                      |   | Lysine - Total, %                 | 1.71             | 2                |           |  |
|                                      |   | Methionine - Total, %             | 0.858            | 0.85             |           |  |
|                                      |   | Crude Protein, %                  | 35.7             | 38               | DEFICIENT |  |
|                                      |   | <b>** Range Fortifier 20 BIK.</b> |                  | <b>02F-05765</b> |           |  |
|                                      |   | Calcium, %                        | 4.23             | 3-4              |           |  |
|                                      |   | Crude Protein, %                  | 20.1             | 20               |           |  |
|                                      | Salt (Sodium X 2.54), %                   | 18.0                              | 15-17            |                  |           |  |
|                                      | Selenium, ug/g (ppm)                      | 4.92                              | 4                |                  |           |  |
|                                      | Vitamin A, IU/lb                          | 29700.                            | 50000            | DEFICIENT        |           |  |
|                                      | <b>Total Balance Mineral 16-16</b>        |                                   | <b>02F-05793</b> |                  |           |  |
|                                      | Calcium, %                                | 15.9                              | 15-17            |                  |           |  |
|                                      | Magnesium, %                              | 2.55                              | 2.5              |                  |           |  |
|                                      | Phosphorus, %                             | 14.8                              | 16               |                  |           |  |
|                                      | Selenium, ug/g (ppm)                      | 18.8                              | 17.5             |                  |           |  |
|                                      | Sulfur, %                                 | 1.56                              | 1.5              |                  |           |  |
|                                      | Vitamin A, IU/lb                          | 311000.                           | 400000           |                  |           |  |
|                                      | <b>G/F 3.15 Concentrate HME</b>           |                                   | <b>02F-05794</b> |                  |           |  |
|                                      | Calcium, %                                | 3.21                              | 3-4              |                  |           |  |
|                                      | Crude Fat, %                              | 8.54                              | 7.5              |                  |           |  |
|                                      | Lysine - Total, %                         | 3.13                              | 3.15             |                  |           |  |
|                                      | Crude Protein, %                          | 41.3                              | 42               |                  |           |  |
|                                      | <b>Ultra Balance</b>                      |                                   | <b>02F-07232</b> |                  |           |  |
|                                      | Calcium, %                                | 15.2                              | 14.5-17.4        |                  |           |  |
|                                      | Phosphorus, %                             | 15.2                              | 16               |                  |           |  |
|                                      | Vitamin A, IU/lb                          | 119000.                           | 120000           |                  |           |  |
| <b>Consumers Supply Dist Company</b> |   |                                   |                  |                  |           |  |
| <b>Sioux City, IA</b>                |   |                                   |                  |                  |           |  |
|                                      | <b>Dehydrated Alfalfa Pellets</b>         |                                   | <b>02F-00712</b> |                  |           |  |
|                                      |   | Crude Fiber, %                    | 25.2             | 27               |           |  |
|                                      |   | Crude Protein, %                  | 18.8             | 17               |           |  |
| <b>Corner Feed &amp; Seed</b>        |   |                                   |                  |                  |           |  |
| <b>Tripp, SD</b>                     |   |                                   |                  |                  |           |  |
|                                      | <b>Dry Extruded Whole Soybeans</b>        |                                   | <b>02F-05781</b> |                  |           |  |
|                                      |   | Crude Fat, %                      | 19.3             | 18               |           |  |
|                                      |   | Crude Protein, %                  | 35.9             | 36               |           |  |
| <b>Country Acres Feed Co.</b>        |   |                                   |                  |                  |           |  |
| <b>Brentwood, MO</b>                 |   |                                   |                  |                  |           |  |
|                                      | <b>Horse Feed</b>                         |                                   | <b>02F-02600</b> |                  |           |  |
|                                      |   | Crude Fiber, %                    | 9.29             | 15               |           |  |
|                                      |   | Crude Protein, %                  | 11.8             | 12               |           |  |
| <b>Custom Feed and Supply</b>        |   |                                   |                  |                  |           |  |
| <b>Hoven, SD</b>                     |   |                                   |                  |                  |           |  |
|                                      | <b>Custom Gestation Mineral (Cow Mix)</b> |                                   | <b>02F-03355</b> |                  |           |  |
|                                      |   | Calcium, %                        | 13.8             | 12-13.5          |           |  |
|                                      |   | Magnesium, %                      | 2.04             | 2.2              |           |  |
|                                      |   | Phosphorus, %                     | 7.84             | 8                |           |  |
|                                      |   | Selenium, ug/g (ppm)              | 25.0             | 26               |           |  |
|                                      |   | Vitamin A, IU/lb                  | 416000.          | 300000           |           |  |
|                                      |   | Zinc, %                           | 1.03             | 1                |           |  |

| Manufacturer<br>Location     | Product                                      | Analyte                 | Found            | Claim     |           |
|------------------------------|--|-------------------------|------------------|-----------|-----------|
| <b>D &amp; D Commodities</b> |  |                         |                  |           |           |
| <b>Stephen, MN</b>           |  |                         |                  |           |           |
|                              | <b>L'Avian Plus - Premium Finch Food</b>     |                         | <b>02F-07357</b> |           |           |
|                              |  | Crude Fat, %            | 6.16             | 6         |           |
|                              |  | Oven Moisture, %        | 10.2             | 12        |           |
|                              |  | Crude Protein, %        | 13.1             | 13        |           |
|                              | <b>** L'Avian Plus - Premium Canary Food</b> |                         | <b>02F-07358</b> |           |           |
|                              |  | Crude Fat, %            | 8.92             | 11        | DEFICIENT |
|                              |  | Oven Moisture, %        | 10.2             | 12        |           |
|                              |  | Crude Protein, %        | 16.4             | 16        |           |
| <b>Dakota Best Inc</b>       |  |                         |                  |           |           |
| <b>Redfield, SD</b>          |  |                         |                  |           |           |
|                              | <b>** Dakota Best 26% Poultry Balancer</b>   |                         | <b>02F-07417</b> |           |           |
|                              |  | Calcium, %              | 1.96             | 2.35-3.35 | DEFICIENT |
|                              |  | Crude Protein, %        | 25.4             | 26        |           |
| <b>Dakota Commodities</b>    |  |                         |                  |           |           |
| <b>Scotland, SD</b>          |  |                         |                  |           |           |
|                              | <b>Corn Distillers Dry Grain</b>             |                         | <b>02F-06416</b> |           |           |
|                              |  | Crude Fiber, %          | 5.98             | 12        |           |
|                              |  | Crude Fat, %            | 12.6             | 10        |           |
|                              |  | Oven Moisture, %        | 10.2             | 12.5      |           |
|                              |  | Crude Protein, %        | 26.5             | 26        |           |
| <b>Dakota Mill and Grain</b> |  |                         |                  |           |           |
| <b>Sturgis, SD</b>           |  |                         |                  |           |           |
|                              | <b>Hen Scratch</b>                           |                         | <b>02F-03220</b> |           |           |
|                              |  | Crude Protein, %        | 10.2             | 10.5      |           |
| <b>Dakotaland Feeds</b>      |  |                         |                  |           |           |
| <b>Huron, SD</b>             |  |                         |                  |           |           |
|                              | <b>Soybean Meal 46.5% Protein</b>            |                         | <b>02F-02218</b> |           |           |
|                              |  | Ash, %                  | 6.06             | 8         |           |
|                              |  | Crude Protein, %        | 46.6             | 46.5      |           |
|                              | <b>Soybean Meal 46.5% Protein</b>            |                         | <b>02F-05311</b> |           |           |
|                              |  | Ash, %                  | 6.14             | 8         |           |
|                              |  | Crude Protein, %        | 47.7             | 46.5      |           |
|                              | <b>40-0Ca R400</b>                           |                         | <b>02F-06357</b> |           |           |
|                              |  | Equiv Crude Protein, %  | 36.7             | 39        |           |
|                              |  | Oven Moisture, %        | 42.3             | 40        |           |
|                              |  | Monensin, g/ton         | 405.             | 400       |           |
|                              |  | Potassium, %            | 2.53             | 2         |           |
|                              |  | Crude Protein, %        | 41.7             | 40        |           |
|                              |  | Salt (Sodium X 2.54), % | 4.60             | 4.5-5.5   |           |
|                              |  | Vitamin A, IU/lb        | 34600.           | 36320     |           |
|                              | <b>50% Meat &amp; Bone Meal</b>              |                         | <b>02F-06359</b> |           |           |
|                              |  | Calcium, %              | 8.13             | 9-9.2     |           |
|                              |  | Crude Fat, %            | 13.2             | 8         |           |
|                              |  | Phosphorus, %           | 4.14             | 4.1       |           |
|                              |  | Crude Protein, %        | 53.7             | 50        |           |
|                              | <b>** Soybean Meal 46.5% Protein</b>         |                         | <b>02F-06361</b> |           |           |
|                              |  | Ash, %                  | 5.82             | 8         |           |
|                              |  | Crude Protein, %        | 44.6             | 46.5      | DEFICIENT |
|                              | <b>Soybean Meal</b>                          |                         | <b>02F-06790</b> |           |           |
|                              |  | Ash, %                  | 5.97             | 8         |           |
|                              |  | Crude Protein, %        | 46.9             | 46.5      |           |

| Manufacturer Location       | Product  | Analyte                 | Found            | Claim     |           |
|-----------------------------|--|-------------------------|------------------|-----------|-----------|
|                             | <b>Soybean Meal</b>                              |                         | <b>02F-07229</b> |           |           |
|                             |  | Ash, %                  | 6.34             | 8         |           |
|                             |  | Crude Protein, %        | 47.6             | 46.5      |           |
|                             | <b>Soymeal Meal 46.5 Protein</b>                 |                         | <b>02F-07231</b> |           |           |
|                             |  | Ash, %                  | 6.30             | 8         |           |
|                             |  | Crude Protein, %        | 47.0             | 46.5      |           |
|                             | <b>Chlormax 10gm med.</b>                        |                         | <b>02F-17137</b> |           |           |
|                             |  | Calcium, %              | 7.59             | 6-7       |           |
|                             |  | Crude Fiber, %          | 20.8             | 29        |           |
|                             |  | Chlortetracycline, g/lb | 10.5             | 10        |           |
|                             |  | Crude Protein, %        | 14.4             | 7         |           |
|                             | <b>Soybean meal 46.5%</b>                        |                         | <b>02F-17138</b> |           |           |
|                             |  | Ash, %                  | 6.31             | 8         |           |
|                             |  | Crude Protein, %        | 48.7             | 46.5      |           |
| <b>Delane Brands Inc.</b>   |  |                         |                  |           |           |
| <b>Delane, MN</b>           |  |                         |                  |           |           |
|                             | <b>Wild Deer Mix</b>                             |                         | <b>02F-02598</b> |           |           |
|                             |  | Crude Fiber, %          | 9.87             | 10        |           |
|                             |  | Crude Protein, %        | 9.97             | 10        |           |
| <b>Diamond Pet Foods</b>    |  |                         |                  |           |           |
| <b>Meta, MO</b>             |  |                         |                  |           |           |
|                             | <b>Diamond Maintenance for Cats</b>              |                         | <b>02F-02486</b> |           |           |
|                             |  | Ash, %                  | 4.54             | 6         |           |
|                             |  | Fat: Acid Hydrolysis, % | 17.4             | 15        |           |
|                             |  | Oven Moisture, %        | 6.98             | 10        |           |
|                             |  | Omega-3 Fatty Acids, %  | 0.400            | 0.4       |           |
|                             |  | Omega-6 Fatty Acids, %  | 3.97             | 2.4       |           |
|                             |  | Crude Protein, %        | 29.7             | 30        |           |
|                             |  | Taurine - Total, %      | 0.125            | 0.1       |           |
|                             | <b>Diamond Pet Foods - Beef Formula for Dogs</b> |                         | <b>02F-07373</b> |           |           |
|                             |  | Crude Fat, %            | 9.24             | 5         |           |
|                             |  | Oven Moisture, %        | 72.4             | 78        |           |
|                             |  | Crude Protein, %        | 13.4             | 9         |           |
| <b>Doboy Domain Inc</b>     |  |                         |                  |           |           |
| <b>New Richmond, WI</b>     |  |                         |                  |           |           |
|                             | <b>Doboy R Calf Scour Stop-R (Code 307)</b>      |                         | <b>02F-03224</b> |           |           |
|                             |  | Fat: Roese Gottlieb, %  | 15.2             | 15        |           |
|                             |  | Oxytetracycline, g/ton  | 589.             | 800       |           |
|                             |  | Crude Protein, %        | 19.8             | 20        |           |
|                             |  | Vitamin A, IU/lb        | 21200.           | 30000     |           |
| <b>East-Man Feeds</b>       |  |                         |                  |           |           |
| <b>Sioux Falls, SD</b>      |  |                         |                  |           |           |
|                             | <b>*** PreGrow 120</b>                           |                         | <b>02F-00711</b> |           |           |
|                             |  | Calcium, %              | 14.9             | 15.5-17.5 |           |
|                             |  | Phosphorus, %           | 7.38             | 7         |           |
|                             |  | Salt (ChlorideX1.65), % | 9.58             | 7-8.4     | EXCESSIVE |
|                             |  | Salt (Sodium X 2.54), % | 5.55             | 7-8.4     | DEFICIENT |
|                             |  | Vitamin A, IU/lb        | 73200.           | 73500     |           |
| <b>Elanco Animal Health</b> |  |                         |                  |           |           |
| <b>Indianapolis, IN</b>     |  |                         |                  |           |           |
|                             | <b>Tylan-40</b>                                  |                         | <b>02F-02490</b> |           |           |
|                             |  | Tylosin, g/lb           | 37.8             | 40        |           |
|                             | <b>Rumensin 80</b>                               |                         | <b>02F-02601</b> |           |           |
|                             |  | Monensin, g/lb          | 78.1             | 80        |           |

| Manufacturer Location          | Product                                  | Analyte                 | Found            | Claim       |           |
|--------------------------------|--|-------------------------|------------------|-------------|-----------|
|                                | <b>Rumensin 80</b>                       |                         | <b>02F-04818</b> |             |           |
|                                |  | Monensin, g/lb          | 77.3             | 80          |           |
| <b>Evolved Habitats</b>        |  |                         |                  |             |           |
| <b>New Roads, LA</b>           |  |                         |                  |             |           |
|                                | <b>Deer Cane Blk</b>                     |                         | <b>02F-08681</b> |             |           |
|                                |  | Salt (ChlorideX1.65), % | 56.7             | 50-55       |           |
|                                |  | Salt (Sodium X 2.54), % | 98.0             | 50-55       | EXCESSIVE |
|                                |  | Sodium, %               | 38.6             | 30-35       |           |
|                                | <b>** Rack-Up</b>                        |                         | <b>02F-08682</b> |             |           |
|                                |  | Calcium, %              | 14.7             | 13.75-16.5  |           |
|                                |  | Phosphorus, %           | 7.22             | 7           |           |
|                                |  | Salt (ChlorideX1.65), % | 8.47             | 5.6-6.7     | EXCESSIVE |
|                                |  | Salt (Sodium X 2.54), % | 29.8             | 5.6-6.7     | EXCESSIVE |
|                                |  | Sodium, %               | 11.7             | 9.8-11.75   |           |
|                                | <b>Rack Up</b>                           |                         | <b>02F-14715</b> |             |           |
|                                |  | Calcium, %              | 15.1             | 13.75-16.5  |           |
|                                |  | Phosphorus, %           | 6.63             | 7           |           |
|                                |  | Salt (ChlorideX1.65), % | 7.01             | 5.6-6.7     |           |
|                                |  | Salt (Sodium X 2.54), % | 30.6             | 5.6-6.7     | EXCESSIVE |
|                                |  | Sodium, %               | 12.0             | 9.8-11.75   |           |
| <b>Farmers Coop</b>            |  |                         |                  |             |           |
| <b>Gordon, NE</b>              |  |                         |                  |             |           |
|                                | <b>Hen Scratch Mix</b>                   |                         | <b>02F-02599</b> |             |           |
|                                |  | Crude Protein, %        | 9.94             | 9.5         |           |
|                                | <b>Hen Scratch Mix</b>                   |                         | <b>02F-12862</b> |             |           |
|                                |  | Crude Protein, %        | 9.77             | 9.5         |           |
|                                | <b>17% Dehydrated Alfalfa</b>            |                         | <b>02F-12892</b> |             |           |
|                                |  | Crude Fiber, %          | 11.1             | 30          |           |
|                                |  | Crude Protein, %        | 16.5             | 17          |           |
| <b>Farmers Feed+Supply</b>     |  |                         |                  |             |           |
| <b>Boyden, IA</b>              |  |                         |                  |             |           |
|                                | <b>** Dairyland Special Mixer</b>        |                         | <b>02F-07342</b> |             |           |
|                                |  | Calcium, %              | 15.9             | 16.9-20     |           |
|                                |  | Iron, %                 | 0.96             | 1.6         | DEFICIENT |
|                                |  | Magnesium, %            | 2.55             | 2           |           |
|                                |  | Phosphorus, %           | 13.4             | 15          | DEFICIENT |
|                                |  | Sulfur, %               | 2.52             | 2.2         |           |
|                                |  | Vitamin A, IU/lb        | 340000.          | 250000      |           |
| <b>Farmland Industries</b>     |  |                         |                  |             |           |
| <b>Kansas City, MO</b>         |  |                         |                  |             |           |
|                                | <b>Creep Pasture Gest 14 B68</b>         |                         | <b>02F-05305</b> |             |           |
|                                |  | Crude Fiber, %          | 21.2             | 25          |           |
|                                |  | Lasalocid, g/ton        | 66.5             | 68          |           |
|                                |  | Crude Protein, %        | 16.0             | 14          |           |
| <b>Farmland Industries Inc</b> |  |                         |                  |             |           |
| <b>Kansas City, MO</b>         |  |                         |                  |             |           |
|                                | <b>Adult Dog Food Right</b>              |                         | <b>02F-05785</b> |             |           |
|                                |  | Fat: Acid Hydrolysis, % | 10.1             | 10          |           |
|                                |  | Crude Protein, %        | 23.8             | 22          |           |
|                                | <b>W. Sps. - Christensen Salt Mix-Zn</b> |                         | <b>02F-06358</b> |             |           |
|                                |  | Salt (ChlorideX1.65), % | 76.2             | 82.25-87.25 |           |
|                                |  | Salt (Sodium X 2.54), % | 75.2             | 82.25-87.25 |           |
|                                |  | Selenium, ug/g (ppm)    | 18.2             | 22          |           |



| Manufacturer Location             | Product   | Analyte                  | Found            | Claim     |           |
|-----------------------------------|---|--------------------------|------------------|-----------|-----------|
|                                   | <b>CoPass BF 36-13 R-800 Custom Mix</b>                   |                          | <b>02F-17140</b> |           |           |
|                                   |   | Calcium, %               | 4.10             | 3.25-4.25 |           |
|                                   |   | Crude Fiber, %           | 5.07             | 18        |           |
|                                   |   | Equiv Crude Protein, %   | 11.4             | 13        |           |
|                                   |   | Monensin, g/ton          | 736.             | 800       |           |
|                                   |   | Crude Protein, %         | 35.5             | 36        |           |
|                                   |   | Salt (ChlorideX1.65), %  | 3.65             |           |           |
|                                   |   | Salt (Sodium X 2.54), %  | 3.28             | 4.1-4.9   | DEFICIENT |
|                                   | Vitamin A, IU/lb  | 60400.                   | 30000            |           |           |
| <b>Farnam Companies</b>           |   |                          |                  |           |           |
| <b>Phoenix, AZ</b>                |   |                          |                  |           |           |
|                                   | <b>Vita-Min Biotin Nutritional Crumbles</b>               |                          | <b>02F-07212</b> |           |           |
|                                   |   | Calcium, %               | 8.12             | 8-9       |           |
|                                   |   | Crude Fiber, %           | 14.6             | 17.5      |           |
|                                   |   | Crude Protein, %         | 13.2             | 10.5      |           |
|                                   | <b>Mrs. Allen's Shed Stop Dietary Supplement for Dogs</b> |                          | <b>02F-07348</b> |           |           |
|                                   |   | Crude Fat, %             | 99.8             | 86        |           |
|                                   |   | Oven Moisture, %         | 0.26             | 1         |           |
|                                   |   | Omega-3 Fatty Acids, %   | 5.59             | 4         |           |
|                                   |   | Omega-6 Fatty Acids, %   | 47.3             | 32        |           |
|                                   | <b>Apple Flavored Alfalfa Pellet Horse Wormer</b>         |                          | <b>02F-14711</b> |           |           |
|                                   |   | Piperazine, %            | 21.7             | 21        |           |
|                                   | <b>Farnam Apple Treats</b>                                |                          | <b>02F-14717</b> |           |           |
|                                   |   | Ash, %                   | 2.15             | 2         |           |
|                                   |   | Moisture, %              | 6.85             | 10        |           |
|                                   |   | Crude Protein, %         | 8.67             | 7         |           |
|                                   |   | Vitamin A, IU/lb         | 109000.          | 75000     |           |
|                                   | <b>Just Born Milk Replacer</b>                            |                          | <b>02F-15316</b> |           |           |
|                                   |   | Ash, %                   | 1.60             | 2.5       |           |
|                                   |   | Fat: Roese Gottlieb, %   | 6.65             | 6.5       |           |
|                                   |   | Oven Moisture, %         | 75.3             | 78        |           |
|                                   |   | Crude Protein, %         | 7.16             | 6.5       |           |
| <b>Florence Farmers Elevator</b>  |   |                          |                  |           |           |
| <b>Florence, SD</b>               |   |                          |                  |           |           |
|                                   | <b>Soybean Meal</b>                                       |                          | <b>02F-07411</b> |           |           |
|                                   |   | Ash, %                   | 5.79             | 8         |           |
|                                   |   | Crude Protein, %         | 44.3             | 44        |           |
| <b>Fremar Farmers Coop</b>        |   |                          |                  |           |           |
| <b>Freeman, SD</b>                |   |                          |                  |           |           |
|                                   | <b>Custom Feed Mix</b>                                    |                          | <b>02F-05352</b> |           |           |
|                                   |   | Chlortetracycline, g/ton | 394.             | 390       |           |
|                                   | <b>Custom Feed</b>  |                          | <b>02F-05360</b> |           |           |
|                                   |   | Bacitracin (BMD), g/ton  | 27.3             | 30        |           |
| <b>Friskies Pet Care Products</b> |   |                          |                  |           |           |
| <b>Glendale, CA</b>               |   |                          |                  |           |           |
|                                   | <b>Alpo Chew-Eez Beef Basted</b>                          |                          | <b>02F-01225</b> |           |           |
|                                   |   | Fat: Acid Hydrolysis, %  | 2.64             | 1.5-6     |           |
|                                   |   | Oven Moisture, %         | 5.11             | 18        |           |
|                                   |   | Crude Protein, %         | 89.0             | 70        |           |
| <b>Furst-McNess Company</b>       |   |                          |                  |           |           |
| <b>Freeport, IL</b>               |   |                          |                  |           |           |
|                                   | <b>Custom Pig Starter Supplement 20-50 No. 2180</b>       |                          | <b>02F-03356</b> |           |           |
|                                   |   | Calcium, %               | 4.72             | 4.5-5.5   |           |
|                                   |   | Lysine - Total, %        | 3.06             | 2.8       |           |
|                                   |   | Crude Protein, %         | 25.7             | 22.5      |           |

| Manufacturer Location         | Product                        | Analyte                 | Found            | Claim   |           |
|-------------------------------|--------------------------------|-------------------------|------------------|---------|-----------|
| <b>Gimpet Pet Specialties</b> |                                |                         |                  |         |           |
| <b>Atlanta, GA</b>            |                                |                         |                  |         |           |
|                               | <b>Beef Liver Treats</b>       |                         | <b>02F-00755</b> |         |           |
|                               |                                | Crude Fat, %            | 12.0             | 5       |           |
|                               |                                | Oven Moisture, %        | 6.24             | 6       |           |
|                               |                                | Crude Protein, %        | 64.1             | 50      |           |
| <b>Gold Eagle</b>             |                                |                         |                  |         |           |
| <b>Eagle Grove, IA</b>        |                                |                         |                  |         |           |
|                               | <b>All-Veg Block 28</b>        |                         | <b>02F-03350</b> |         |           |
|                               |                                | Calcium, %              | 2.05             | 1.9-2.4 |           |
|                               |                                | Crude Protein, %        | 28.0             | 28      |           |
|                               |                                | Salt (Sodium X 2.54), % | 10.0             | 10-12   |           |
|                               |                                | Vitamin A, IU/lb        | 23300.           | 27000   |           |
|                               | <b>** All Veg Block 28</b>     |                         | <b>02F-05287</b> |         |           |
|                               |                                | Calcium, %              | 2.98             | 1.9-2.4 | EXCESSIVE |
|                               |                                | Crude Protein, %        | 25.8             | 28      | DEFICIENT |
|                               |                                | Salt (Sodium X 2.54), % | 11.0             | 10-12   |           |
|                               |                                | Vitamin A, IU/lb        | 23300.           | 27000   |           |
| <b>Golden Sun Feeds</b>       |                                |                         |                  |         |           |
| <b>Esterville, IA</b>         |                                |                         |                  |         |           |
|                               | <b>Golden Aide CTC 10G</b>     |                         | <b>02F-06417</b> |         |           |
|                               |                                | Acid Detergent Fiber, % | 16.5             | 23      |           |
|                               |                                | Calcium, %              | 7.87             | 7-8     |           |
|                               |                                | Crude Fiber, %          | 10.2             | 20      |           |
|                               |                                | Chlortetracycline, g/lb | 10.1             | 10      |           |
|                               |                                | Crude Protein, %        | 11.1             | 5       |           |
| <b>Golden Sun Feeds Inc</b>   |                                |                         |                  |         |           |
| <b>Estherville, IA</b>        |                                |                         |                  |         |           |
|                               | <b>Hi Plains Breeder</b>       |                         | <b>02F-04812</b> |         |           |
|                               |                                | Calcium, %              | 12.3             | 12-13   |           |
|                               |                                | Phosphorus, %           | 8.82             | 9       |           |
|                               |                                | Selenium, ug/g (ppm)    | 28.6             | 30      |           |
|                               |                                | Vitamin A, IU/lb        | 490000.          | 400000  |           |
|                               | <b>Selenium Mineral and E</b>  |                         | <b>02F-04842</b> |         |           |
|                               |                                | Calcium, %              | 9.90             | 11-13   |           |
|                               |                                | Phosphorus, %           | 13.0             | 12      |           |
|                               |                                | Salt (Sodium X 2.54), % | 19.2             | 19-22   |           |
|                               |                                | Selenium, ug/g (ppm)    | 19.3             | 20      |           |
|                               |                                | Vitamin A, IU/lb        | 335000.          | 200000  |           |
|                               | <b>Hi-Plains Stocker</b>       |                         | <b>02F-04843</b> |         |           |
|                               |                                | Calcium, %              | 13.0             | 13-14   |           |
|                               |                                | Lasalocid, g/ton        | 1500.            | 1440    |           |
|                               |                                | Phosphorus, %           | 6.78             | 7       |           |
|                               |                                | Salt (Sodium X 2.54), % | 20.9             | 20-22   |           |
|                               |                                | Selenium, ug/g (ppm)    | 20.4             | 22      |           |
|                               |                                | Vitamin A, IU/lb        | 325000.          | 300000  |           |
|                               | <b>** 32 Golden Beef - Pr.</b> |                         | <b>02F-05776</b> |         |           |
|                               |                                | Equiv Crude Protein, %  | 22.6             | 29      |           |
|                               |                                | Vacuum Moisture, %      | 35.6             | 35      |           |
|                               |                                | Potassium, %            | 1.70             | 2.5     | DEFICIENT |
|                               |                                | Crude Protein, %        | 35.1             | 32      |           |
|                               |                                | Salt (Sodium X 2.54), % | 5.73             | 4.5-5.5 |           |
|                               |                                | Vitamin A, IU/lb        | 51700.           | 36000   |           |
|                               | <b>Med-A Mix CTC-4G</b>        |                         | <b>02F-05777</b> |         |           |
|                               |                                | Calcium, %              | 3.32             | 3-4     |           |
|                               |                                | Chlortetracycline, g/lb | 4.38             | 4       |           |
|                               |                                | Crude Protein, %        | 41.6             | 40      |           |

| Manufacturer<br>Location                              | Product   | Analyte                  | Found            | Claim     |           |
|---|---|--------------------------|------------------|-----------|-----------|
|   | <b>Bettin Birds Cat Food</b>                            |                          | <b>02F-05778</b> |           |           |
|   |   | Fat: Acid Hydrolysis, %  | 9.91             | 8         |           |
|   |   | Crude Protein, %         | 32.2             | 30        |           |
|   | <b>Calf'N Bulk 80 R</b>                                 |                          | <b>02F-05798</b> |           |           |
|   |   | Calcium, %               | 2.53             | 2.5-3     |           |
|   |   | Crude Fiber, %           | 9.58             | 12        |           |
|   |   | Monensin, g/ton          | 85.7             | 80        |           |
|   |   | Crude Protein, %         | 27.6             | 27        |           |
|   |   | Vitamin A, IU/lb         | 38700.           | 30000     |           |
|   | <b>** Golden Pig Nursery Formula 1300 CSP 250</b>       |                          | <b>02F-05799</b> |           |           |
|   |   | Chlortetracycline, g/ton | 85.3             | 100       |           |
|   |   | Crude Fat, %             | 5.18             | 5         |           |
|   |   | Crude Protein, %         | 21.0             | 19.5      |           |
|   |   | Sulfathiazole, %         | 0.00821          | 0.011     | DEFICIENT |
|   | <b>34% Lamb Supplement LM 150Bov</b>                    |                          | <b>02F-05800</b> |           |           |
|   |   | Calcium, %               | 3.09             | 2.75-3.75 |           |
|   |   | Lasalocid, g/ton         | 155.             | 150       |           |
|   |   | Crude Protein, %         | 34.6             | 34        |           |
|   |   | Vitamin A, IU/lb         | 26500.           | 20000     |           |
|   | <b>Golden Lean 40</b>                                   |                          | <b>02F-16189</b> |           |           |
|   |   | Calcium, %               | 3.02             | 3-4       |           |
|   |   | Lysine - Total, %        | 2.36             | 2.5       |           |
|   |   | Crude Protein, %         | 43.0             | 40        |           |
| <b>Golden Sun Feeds Inc</b><br><b>Sioux Falls, SD</b> |   |                          |                  |           |           |
|   | <b>Golden Lean Concentrate HL</b>                       |                          | <b>02F-05775</b> |           |           |
|   |   | Calcium, %               | 3.09             | 3.3-4     |           |
|   |   | Lysine - Total, %        | 2.97             | 3         |           |
|   |   | Crude Protein, %         | 40.2             | 40        |           |
| <b>Gutwein and Co</b><br><b>Francesville, IN</b>      |   |                          |                  |           |           |
|   | <b>Morning Song Wild Bird Mini-Snack</b>                |                          | <b>02F-05214</b> |           |           |
|   |   | Crude Fiber, %           | 3.95             | 12        |           |
|   |   | Crude Protein, %         | 11.3             | 8         |           |
| <b>Hartz Mountain Corp</b><br><b>Secaucus, NJ</b>     |   |                          |                  |           |           |
|   | <b>Natures Gold Ferret Food</b>                         |                          | <b>02F-00195</b> |           |           |
|   |   | Crude Fat, %             | 11.0             | 10        |           |
|   |   | Oven Moisture, %         | 9.02             | 10        |           |
|   |   | Crude Protein, %         | 34.2             | 32        |           |
|   | <b>Hartz Nurse Maid Liquid Milk Formula for Kittens</b> |                          | <b>02F-00816</b> |           |           |
|   |   | Oven Moisture, %         | 80.8             | 83        |           |
|   |   | Crude Protein, %         | 7.03             | 7         |           |
|   | <b>Wardley Goldfish Flakes</b>                          |                          | <b>02F-01226</b> |           |           |
|   |   | Oven Moisture, %         | 3.86             | 9         |           |
|   |   | Crude Protein, %         | 37.2             | 34        |           |
|   | <b>Wardley Goldfish Pellets</b>                         |                          | <b>02F-01815</b> |           |           |
|   |   | Oven Moisture, %         | 7.46             | 10        |           |
|   |   | Crude Protein, %         | 38.2             | 36        |           |
|   | <b>Wardley's Tubifex Worms</b>                          |                          | <b>02F-01817</b> |           |           |
|   |   | Crude Fat, %             | 4.99             | 5         |           |
|   |   | Oven Moisture, %         | 4.38             | 5         |           |
|   |   | Crude Protein, %         | 56.9             | 50        |           |

| Manufacturer Location  | Product                                       | Analyte                  | Found            | Claim   |           |
|------------------------|---|--------------------------|------------------|---------|-----------|
|                        | <b>Hartz Cockatiel Diet</b>                   |                          | <b>02F-17191</b> |         |           |
|                        |   | Crude Fiber, %           | 7.12             | 11      |           |
|                        |   | Crude Fat, %             | 14.6             | 7       |           |
|                        |   | Moisture, %              | 9.55             | 10      |           |
|                        |   | Crude Protein, %         | 16.0             | 15      |           |
|                        | <b>Wardley Tropical Flakes</b>                |                          | <b>02F-17192</b> |         |           |
|                        |   | Crude Fat, %             | 9.52             | 5       |           |
|                        |   | Moisture, %              | 4.84             | 9       |           |
|                        |   | Crude Protein, %         | 49.8             | 46      |           |
| <b>Harvest States</b>  |   |                          |                  |         |           |
| <b>Fort Dodge, IA</b>  |   |                          |                  |         |           |
|                        | <b>** Jerard 5-15 Mineral</b>                 |                          | <b>02F-00225</b> |         |           |
|                        |   | Calcium, %               | 4.89             | 5.5-6.5 |           |
|                        |   | Magnesium, %             | 2.60             | 2.75    |           |
|                        |   | Phosphorus, %            | 14.5             | 15      |           |
|                        |   | Salt (Sodium X 2.54), %  | 12.1             | 12-14   |           |
|                        |   | Vitamin A, IU/lb         | 97400.           | 150000  | DEFICIENT |
| <b>Harvest States</b>  |   |                          |                  |         |           |
| <b>Gettysburg, SD</b>  |   |                          |                  |         |           |
|                        | <b>Calf Creep B60</b>                         |                          | <b>02F-12515</b> |         |           |
|                        |   | Crude Fiber, %           | 13.2             | 18      |           |
|                        |   | Lasalocid, g/ton         | 63.7             | 60      |           |
|                        |   | Crude Protein, %         | 15.5             | 14      |           |
|                        | <b>** Ranger 20N</b>                          |                          | <b>02F-12523</b> |         |           |
|                        |   | Crude Fiber, %           | 10.1             | 12      |           |
|                        |   | Crude Protein, %         | 20.6             | 20      |           |
|                        |   | Vitamin A, IU/lb         | 12900.           | 20000   | DEFICIENT |
| <b>Harvest States</b>  |   |                          |                  |         |           |
| <b>Sioux Falls, SD</b> |   |                          |                  |         |           |
|                        | <b>Soybean Meal</b>                           |                          | <b>02F-00223</b> |         |           |
|                        |   | Ash, %                   | 5.81             | 8       |           |
|                        |   | Crude Protein, %         | 46.7             | 46.5    |           |
|                        | <b>Million - Ade</b>                          |                          | <b>02F-00224</b> |         |           |
|                        |   | Crude Fiber, %           | 10.8             | 15      |           |
|                        |   | Crude Protein, %         | 14.9             | 10      |           |
|                        |   | Vitamin A, IU/lb         | 1020000.         | 1000000 |           |
|                        | <b>Triple 12 Mineral</b>                      |                          | <b>02F-00226</b> |         |           |
|                        |   | Calcium, %               | 13.0             | 12-14   |           |
|                        |   | Magnesium, %             | 2.80             | 2.75    |           |
|                        |   | Phosphorus, %            | 11.9             | 12      |           |
|                        |   | Salt (Sodium X 2.54), %  | 13.0             | 12-14   |           |
|                        |   | Vitamin A, IU/lb         | 136000.          | 150000  |           |
|                        | <b>12-6 Cattle Mineral CTC 5600 Medicated</b> |                          | <b>02F-02276</b> |         |           |
|                        |   | Calcium, %               | 11.2             | 10-12   |           |
|                        |   | Chlortetracycline, g/ton | 5560.            | 5600    |           |
|                        |   | Phosphorus, %            | 6.10             | 6       |           |
|                        |   | Salt (Sodium X 2.54), %  | 20.3             | 18-20   |           |
|                        |   | Vitamin A, IU/lb         | 242000.          | 150000  |           |
|                        | <b>S-700 26 Medicated</b>                     |                          | <b>02F-02277</b> |         |           |
|                        |   | Crude Fiber, %           | 13.5             | 13      |           |
|                        |   | Chlortetracycline, g/lb  | 1.75             | 2       |           |
|                        |   | Crude Protein, %         | 14.1             | 13      |           |
|                        |   | Sulfamethazine, %        | 0.382            | 0.44    |           |
|                        |   | Vitamin A, IU/lb         | 212000.          | 250000  |           |
|                        | <b>Soybean Meal Solvent Dehulled</b>          |                          | <b>02F-02278</b> |         |           |
|                        |   | Ash, %                   | 5.86             | 8       |           |
|                        |   | Crude Protein, %         | 46.7             | 46.5    |           |

| Manufacturer Location | Product                                | Analyte                 | Found            | Claim   |
|-----------------------|--|-------------------------|------------------|---------|
|                       | <b>Hi-Mag Mineral</b>                  |                         | <b>02F-02279</b> |         |
|                       |  | Calcium, %              | 10.4             | 10-12   |
|                       |  | Phosphorus, %           | 5.55             | 6       |
|                       |  | Salt (Sodium X 2.54), % | 13.5             | 12-14   |
|                       |  | Vitamin A, IU/lb        | 266000.          | 250000  |
|                       | <b>44% Soybean Meal</b>                |                         | <b>02F-03222</b> |         |
|                       |  | Ash, %                  | 5.67             | 8       |
|                       |  | Crude Protein, %        | 43.7             | 44      |
|                       | <b>Ranger 20N</b>                      |                         | <b>02F-03239</b> |         |
|                       |  | Crude Fiber, %          | 7.23             | 12      |
|                       |  | Crude Protein, %        | 21.2             | 20      |
|                       |  | Vitamin A, IU/lb        | 20800.           | 20000   |
|                       | <b>Beef Balancer B1440 (Medicated)</b> |                         | <b>02F-03240</b> |         |
|                       |  | Calcium, %              | 7.68             | 8-9     |
|                       |  | Crude Fiber, %          | 6.11             | 11      |
|                       |  | Lasalocid, g/ton        | 1450.            | 1440    |
|                       |  | Crude Protein, %        | 11.8             | 8       |
|                       |  | Salt (Sodium X 2.54), % | 5.22             | 5-6     |
|                       |  | Vitamin A, IU/lb        | 86200.           | 80000   |
|                       | <b>Beef Grower Medic.</b>              |                         | <b>02F-03937</b> |         |
|                       |  | Calcium, %              | 4.59             | 4-5     |
|                       |  | Crude Fiber, %          | 6.23             | 15      |
|                       |  | Equiv Crude Protein, %  | 12.8             | 13      |
|                       |  | Lasalocid, g/ton        | 474.             | 500     |
|                       |  | Crude Protein, %        | 39.4             | 38      |
|                       |  | Salt (Sodium X 2.54), % | 3.51             | 3.5-4.5 |
|                       |  | Vitamin A, IU/lb        | 34600.           | 40000   |
|                       | <b>Limpert Buffalo Mineral</b>         |                         | <b>02F-03938</b> |         |
|                       |  | Calcium, %              | 8.38             | 8.5-9.5 |
|                       |  | Phosphorus, %           | 8.02             | 8       |
|                       |  | Crude Protein, %        | 12.2             | 10      |
|                       | <b>Calf Creep</b>                      |                         | <b>02F-04338</b> |         |
|                       |  | Crude Fiber, %          | 15.4             | 18      |
|                       |  | Crude Protein, %        | 14.9             | 14      |
|                       | <b>Beef Mix H-1.0</b>                  |                         | <b>02F-04362</b> |         |
|                       |  | Calcium, %              | 3.71             | 3.5-4.5 |
|                       |  | Crude Fiber, %          | 11.6             | 12      |
|                       |  | Crude Protein, %        | 13.3             | 10      |
|                       | <b>Beef Balancer R1200</b>             |                         | <b>02F-04363</b> |         |
|                       |  | Calcium, %              | 7.80             | 8-9     |
|                       |  | Crude Fiber, %          | 8.92             | 11      |
|                       |  | Monensin, g/ton         | 1160.            | 1200    |
|                       |  | Crude Protein, %        | 11.6             | 8       |
|                       |  | Salt (Sodium X 2.54), % | 5.58             | 5-6     |
|                       |  | Vitamin A, IU/lb        | 67000.           | 80000   |
|                       | <b>Six-in-One</b>                      |                         | <b>02F-04364</b> |         |
|                       |  | Calcium, %              | 3.84             | 3.5-4.5 |
|                       |  | Lysine - Total, %       | 2.31             | 2.75    |
|                       |  | Crude Protein, %        | 39.5             | 38      |
|                       |  | Salt (Sodium X 2.54), % | 2.38             | 2-2.5   |
|                       | <b>Ranger 14 Blox</b>                  |                         | <b>02F-05203</b> |         |
|                       |  | Crude Protein, %        | 15.2             | 14      |
|                       |  | Salt (Sodium X 2.54), % | 10.3             | 11-13   |
|                       | <b>OTC 4G</b>                          |                         | <b>02F-05387</b> |         |
|                       |  | Crude Fiber, %          | 14.1             | 15      |
|                       |  | Oxytetracycline, g/lb   | 3.56             | 4       |
|                       |  | Crude Protein, %        | 13.0             | 12      |
|                       |  | Vitamin A, IU/lb        | 80500.           | 100000  |

| Manufacturer Location | Product                                      | Analyte                 | Found            | Claim     |           |
|-----------------------|--|-------------------------|------------------|-----------|-----------|
|                       | <b>Triple 12 Cattle Mineral</b>              |                         | <b>02F-05388</b> |           |           |
|                       |  | Calcium, %              | 12.8             | 12-14     |           |
|                       |  | Magnesium, %            | 2.55             | 2.75      |           |
|                       |  | Phosphorus, %           | 12.2             | 12        |           |
|                       |  | Salt (Sodium X 2.54), % | 11.8             | 12-14     |           |
|                       |  | Vitamin A, IU/lb        | 131000.          | 150000    |           |
|                       | <b>Soybean Meal Solvent Dehulled Pellets</b> |                         | <b>02F-07204</b> |           |           |
|                       |  | Ash, %                  | 6.01             | 8         |           |
|                       |  | Crude Protein, %        | 46.9             | 46.5      |           |
|                       | <b>Duck &amp; Goose Grower</b>               |                         | <b>02F-07344</b> |           |           |
|                       |  | Lysine - Total, %       | 0.873            | 0.85      |           |
|                       |  | Methionine - Total, %   | 0.256            | 0.3       |           |
|                       |  | Crude Protein, %        | 18.2             | 15        |           |
|                       | <b>Chick Start A (medicated)</b>             |                         | <b>02F-07345</b> |           |           |
|                       |  | Amprolium, %            | 0.0042           | 0.004     |           |
|                       |  | Lysine - Total, %       | 0.966            | 0.87      |           |
|                       |  | Methionine - Total, %   | 0.314            | 0.31      |           |
|                       |  | Crude Protein, %        | 18.6             | 18        |           |
|                       | <b>EFC Swine Balancer</b>                    |                         | <b>02F-07346</b> |           |           |
|                       |  | Calcium, %              | 3.89             | 3.5-4.5   |           |
|                       |  | Lysine - Total, %       | 2.57             | 2.65      |           |
|                       |  | Phosphorus, %           | 2.03             | 2         |           |
|                       |  | Crude Protein, %        | 38.6             | 30        |           |
|                       | <b>** EFC Pig Concentrate</b>                |                         | <b>02F-07347</b> |           |           |
|                       |  | Calcium, %              | 2.07             | 2-2.5     |           |
|                       |  | Crude Fat, %            | 7.32             | 7         |           |
|                       |  | Lysine - Total, %       | 2.74             | 2.8       |           |
|                       |  | Crude Protein, %        | 32.9             | 34        | DEFICIENT |
|                       | <b>Faith Dupree Millenium Mineral</b>        |                         | <b>02F-12519</b> |           |           |
|                       |  | Calcium, %              | 14.5             | 15-17     |           |
|                       |  | Magnesium, %            | 2.40             | 2.5       |           |
|                       |  | Phosphorus, %           | 14.4             | 14        |           |
|                       |  | Salt (Sodium X 2.54), % | 4.75             | 4-5       |           |
|                       |  | Vitamin A, IU/lb        | 170000.          | 200000    |           |
|                       | <b>** Roughage pro 52-15</b>                 |                         | <b>02F-15303</b> |           |           |
|                       |  | Calcium, %              | 2.46             | 3.75-4.75 | DEFICIENT |
|                       |  | Phosphorus, %           | 1.52             | 2         | DEFICIENT |
|                       |  | Potassium, %            | 1.93             | 2.5       | DEFICIENT |
|                       |  | Crude Protein, %        | 56.5             | 52        |           |
|                       |  | Salt (ChlorideX1.65), % | 4.74             |           |           |
|                       |  | Salt (Sodium X 2.54), % | 2.92             | 5-6       | DEFICIENT |
|                       |  | Selenium, ug/g (ppm)    | 6.53             | 6.6       |           |
|                       |  | Vitamin A, IU/lb        | 73100.           | 70000     |           |
|                       | <b>Triple 12 Cattle</b>                      |                         | <b>02F-15304</b> |           |           |
|                       |  | Calcium, %              | 13.1             | 12-14     |           |
|                       |  | Magnesium, %            | 2.69             | 2.75      |           |
|                       |  | Phosphorus, %           | 11.4             | 12        |           |
|                       |  | Salt (Sodium X 2.54), % | 13.8             | 12-14     |           |
|                       |  | Vitamin A, IU/lb        | 342000.          | 250000    |           |
|                       | <b>Ranger 20N</b>                            |                         | <b>02F-15305</b> |           |           |
|                       |  | Crude Fiber, %          | 12.0             | 12        |           |
|                       |  | Crude Protein, %        | 20.2             | 20        |           |
|                       |  | Vitamin A, IU/lb        | 19500.           | 20000     |           |

| Manufacturer Location        | Product  | Analyte                 | Found            | Claim  |           |
|------------------------------|--|-------------------------|------------------|--------|-----------|
|                              | <b>Cow/Calf Mineral-NDM</b>                    |                         | <b>02F-17188</b> |        |           |
|                              |  | Calcium, %              | 11.1             | 12-14  |           |
|                              |  | Magnesium, %            | 3.06             | 2.5    |           |
|                              |  | Phosphorus, %           | 11.1             | 12     |           |
|                              |  | Salt (Sodium X 2.54), % | 11.8             | 12-14  |           |
|                              |  | Vitamin A, IU/lb        | 414000.          | 250000 |           |
|                              | <b>Headstart OTC200</b>                        |                         | <b>03F-00103</b> |        |           |
|                              |  | Crude Fiber, %          | 17.0             | 22     |           |
|                              |  | Oxytetracycline, g/ton  | 161.             | 200    |           |
|                              |  | Crude Protein, %        | 13.8             | 12     |           |
|                              | <b>** Triple 12 Cattle Mineral</b>             |                         | <b>03F-00104</b> |        |           |
|                              |  | Calcium, %              | 12.8             | 12-14  |           |
|                              |  | Magnesium, %            | 2.98             | 2.5    |           |
|                              |  | Phosphorus, %           | 12.6             | 12     |           |
|                              |  | Salt (ChlorideX1.65), % | 8.97             | 12-14  | DEFICIENT |
|                              |  | Salt (Sodium X 2.54), % | 9.15             | 12-14  | DEFICIENT |
|                              |  | Vitamin A, IU/lb        | 377000.          | 250000 |           |
|                              | <b>Soybean Meal/Solvent Dehulled</b>           |                         | <b>03F-00105</b> |        |           |
|                              |  | Ash, %                  | 5.84             | 8      |           |
|                              |  | Crude Protein, %        | 45.6             | 46.5   |           |
| <b>Harvest States Feeds</b>  |  |                         |                  |        |           |
| <b>Brandon, SD</b>           |  |                         |                  |        |           |
|                              | <b>** Country Swine 850 BMD30</b>              |                         | <b>02F-07371</b> |        |           |
|                              |  | Crude Protein, %        | 13.9             | 15.5   | DEFICIENT |
| <b>Heartland Grain Fuels</b> |  |                         |                  |        |           |
| <b>Aberdeen, SD</b>          |  |                         |                  |        |           |
|                              | <b>Corn Distillers Dry Grain with Solubles</b> |                         | <b>02F-05282</b> |        |           |
|                              |  | Crude Fiber, %          | 7.56             | 11     |           |
|                              |  | Crude Fat, %            | 10.4             | 11     |           |
|                              |  | Oven Moisture, %        | 10.8             | 12.5   |           |
|                              |  | Crude Protein, %        | 29.2             | 28     |           |
| <b>Heinz Pet Products</b>    |  |                         |                  |        |           |
| <b>Newport, KY</b>           |  |                         |                  |        |           |
|                              | <b>Canine Carry Outs</b>                       |                         | <b>03F-00113</b> |        |           |
|                              |  | Crude Fat, %            | 8.84             | 7      |           |
|                              |  | Oven Moisture, %        | 27.6             | 34     |           |
|                              |  | Crude Protein, %        | 14.6             | 12.5   |           |
| <b>Heinz Pet Products</b>    |  |                         |                  |        |           |
| <b>Pittsburgh, PA</b>        |  |                         |                  |        |           |
|                              | <b>Pur-fections</b>                            |                         | <b>02F-07221</b> |        |           |
|                              |  | Crude Fat, %            | 18.3             | 17     |           |
|                              |  | Oven Moisture, %        | 10.9             | 11     |           |
|                              |  | Crude Protein, %        | 20.5             | 18     |           |
|                              | <b>Tartar Control</b>                          |                         | <b>02F-07225</b> |        |           |
|                              |  | Crude Fiber, %          | 1.18             | 3      |           |
|                              |  | Fat: Acid Hydrolysis, % | 9.44             | 8      |           |
|                              |  | Oven Moisture, %        | 7.49             | 10     |           |
|                              |  | Crude Protein, %        | 31.6             | 29     |           |

| Manufacturer<br>Location           | Product  | Analyte                 | Found            | Claim    |           |
|------------------------------------|--|-------------------------|------------------|----------|-----------|
| <b>Hergert Milling, Inc.</b>       |  |                         |                  |          |           |
| <b>Scotts Bluff, NE</b>            |  |                         |                  |          |           |
|                                    | <b>*#* Hergert 12-10 Mineral Block</b>           |                         | <b>02F-04041</b> |          |           |
|                                    |  | Calcium, %              | 13.6             | 9-10.8   | EXCESSIVE |
|                                    |  | Phosphorus, %           | 12.0             | 12       |           |
|                                    |  | Salt (ChlorideX1.65), % | 2.39             | 9.5-10.5 | DEFICIENT |
|                                    |  | Salt (Sodium X 2.54), % | 0.73             | 9.5-10.5 | DEFICIENT |
|                                    |  | Selenium, ug/g (ppm)    | 21.6             | 20       |           |
|                                    |  | Vitamin A, IU/lb        | 63800.           | 200000   | DEFICIENT |
| <b>Hi-Plains Nutrition Service</b> |  |                         |                  |          |           |
| <b>Whitewood, SD</b>               |  |                         |                  |          |           |
|                                    | <b>Hi Plains Mag Mineral PreMix</b>              |                         | <b>02F-04329</b> |          |           |
|                                    |  | Calcium, %              | 2.45             | 2-3      |           |
|                                    |  | Magnesium, %            | 9.33             | 10       |           |
|                                    |  | Phosphorus, %           | 5.38             | 5        |           |
|                                    |  | Crude Protein, %        | 12.4             | 11       |           |
|                                    |  | Salt (ChlorideX1.65), % | 20.7             | 18-20    |           |
|                                    |  | Salt (Sodium X 2.54), % | 22.5             | 18-20    | EXCESSIVE |
|                                    |  | Vitamin A, IU/lb        | 210000.          | 200000   |           |
|                                    | <b>Hi-Plains Cattle Mineral PreMix</b>           |                         | <b>02F-04330</b> |          |           |
|                                    |  | Calcium, %              | 5.78             | 6-7      |           |
|                                    |  | Phosphorus, %           | 16.5             | 16       |           |
|                                    |  | Potassium, %            | 2.68             | 2.6      |           |
|                                    |  | Sulfur, %               | 2.39             | 1.8      |           |
|                                    |  | Vitamin A, IU/lb        | 770000.          | 640000   |           |
| <b>Hill's Pet Nutrition</b>        |  |                         |                  |          |           |
| <b>Topeka, KS</b>                  |  |                         |                  |          |           |
|                                    | <b>Science Diet Canine Growth Chicken Recipe</b> |                         | <b>02F-07405</b> |          |           |
|                                    |  | Crude Fat, %            | 6.29             | 5        |           |
|                                    |  | Oven Moisture, %        | 69.8             | 74       |           |
|                                    |  | Crude Protein, %        | 8.19             | 8        |           |
|                                    | <b>Science Diet Oral Care</b>                    |                         | <b>02F-15311</b> |          |           |
|                                    |  | Crude Fiber, %          | 8.17             | 10       |           |
|                                    |  | Fat: Acid Hydrolysis, % | 18.6             | 18.6     |           |
|                                    |  | Oven Moisture, %        | 7.26             | 11       |           |
|                                    |  | Crude Protein, %        | 31.4             | 29.5     |           |
|                                    | <b>Science Diet Hairball Control</b>             |                         | <b>02F-15312</b> |          |           |
|                                    |  | Fat: Acid Hydrolysis, % | 8.18             | 7        |           |
|                                    |  | Moisture, %             | 7.32             | 11       |           |
|                                    |  | Crude Protein, %        | 37.6             | 34       |           |
| <b>Holly Sugar Corp.</b>           |  |                         |                  |          |           |
| <b>Sidney, MT</b>                  |  |                         |                  |          |           |
|                                    | <b>Beet Molasses</b>                             |                         | <b>02F-01385</b> |          |           |
|                                    |  | Vacuum Moisture, %      | 20.2             |          |           |
|                                    |  | Crude Protein, %        | 6.54             |          |           |
|                                    |  | Total Sugars(Invert), % | 60.5             | 48       |           |
| <b>Howard Farmers Coop Assn</b>    |  |                         |                  |          |           |
| <b>Howard, SD</b>                  |  |                         |                  |          |           |
|                                    | <b>Custom blend feed</b>                         |                         | <b>02F-06766</b> |          |           |
|                                    |  | Monensin, g/ton         | 27.5             | 26       |           |
| <b>Hubbard Feed Inc.</b>           |  |                         |                  |          |           |
| <b>Watertown, SD</b>               |  |                         |                  |          |           |
|                                    | <b>Calf Creep 14% B60</b>                        |                         | <b>02F-06420</b> |          |           |
|                                    |  | Crude Fiber, %          | 9.86             | 15       |           |
|                                    |  | Lasalocid, g/ton        | 60.7             | 60       |           |
|                                    |  | Crude Protein, %        | 16.9             | 14       |           |



| Manufacturer Location      | Product   | Analyte                  | Found            | Claim     |           |
|----------------------------|---|--------------------------|------------------|-----------|-----------|
|                            | <b>Custom SKMST 12-12-12 Mineral B2000</b>        |                          | <b>02F-06421</b> |           |           |
|                            |   | Lasalocid, g/ton         | 2220.            | 2000      |           |
|                            | <b>Super Phos 15 Mineral</b>                      |                          | <b>02F-07407</b> |           |           |
|                            |   | Calcium, %               | 13.0             | 13-15.1   |           |
|                            |   | Phosphorus, %            | 14.3             | 15        |           |
|                            |   | Salt (Sodium X 2.54), %  | 10.1             | 9.5-11.4  |           |
|                            |   | Selenium, ug/g (ppm)     | 27.7             | 35        |           |
|                            |   | Vitamin A, IU/lb         | 154000.          | 100000    |           |
|                            | <b>Lamb Gro 40% B166 Medicated</b>                |                          | <b>02F-07408</b> |           |           |
|                            |   | Calcium, %               | 3.46             | 3.5-4.5   |           |
|                            |   | Lasalocid, g/ton         | 152.             | 166       |           |
|                            |   | Crude Protein, %         | 40.4             | 40        |           |
|                            |   | Salt (Sodium X 2.54), %  | 3.61             | 3.5-4.5   |           |
|                            | <b>Stockmaster Sweet Phos 12 Aureo 3733 Med</b>   |                          | <b>02F-07409</b> |           |           |
|                            |   | Calcium, %               | 12.2             | 11.4-13.6 |           |
|                            |   | Chlortetracycline, g/ton | 3430.            | 3733      |           |
|                            |   | Phosphorus, %            | 11.6             | 12        |           |
|                            |   | Salt (Sodium X 2.54), %  | 12.1             | 11.9-14.2 |           |
|                            |   | Selenium, ug/g (ppm)     | 18.1             | 20        |           |
|                            |   | Vitamin A, IU/lb         | 199000.          | 200000    |           |
|                            | <b>Calf and Heifer Concentrate B250 Medicated</b> |                          | <b>02F-07416</b> |           |           |
|                            |   | Acid Detergent Fiber, %  | 8.35             | 12        |           |
|                            |   | Calcium, %               | 1.90             | 1.9-2.4   |           |
|                            |   | Crude Fiber, %           | 6.24             | 10        |           |
|                            |   | Lasalocid, g/ton         | 241.             | 250       |           |
|                            |   | Crude Protein, %         | 33.8             | 34        |           |
|                            |   | Vitamin A, IU/lb         | 32800.           | 30000     |           |
| <b>Hubbard Feeds Inc.</b>  |   |                          |                  |           |           |
| <b>Huron, SD</b>           |   |                          |                  |           |           |
|                            | <b>*** Mol-Mix Prime</b>                          |                          | <b>02F-02924</b> |           |           |
|                            |   | Equiv Crude Protein, %   | 18.7             | 23.5      |           |
|                            |   | Vacuum Moisture, %       | 34.3             | 34        |           |
|                            |   | Phosphorus, %            | 1.64             | 2         | DEFICIENT |
|                            |   | Potassium, %             | 2.24             | 2.5       |           |
|                            |   | Crude Protein, %         | 33.0             | 32        |           |
|                            |   | Total Sugars(Invert), %  | 26.9             | 27        |           |
|                            |   | Vitamin A, IU/lb         | 21000.           | 40000     | DEFICIENT |
|                            | <b>Liq Supplement 30%</b>                         |                          | <b>02F-05767</b> |           |           |
|                            |   | Equiv Crude Protein, %   | 21.3             | 23        |           |
|                            |   | Vacuum Moisture, %       | 40.3             | 45        |           |
|                            |   | Potassium, %             | 4.99             | 3.2       |           |
|                            |   | Crude Protein, %         | 32.2             | 30        |           |
|                            |   | Salt (ChlorideX1.65), %  | 3.78             | 3.5-4.5   |           |
|                            |   | Salt (Sodium X 2.54), %  | 7.26             | 3.5-4.5   | EXCESSIVE |
|                            |   | Vitamin A, IU/lb         | 62300.           | 40000     |           |
| <b>Hubbard Feeds, Inc.</b> |   |                          |                  |           |           |
| <b>Mankato, MN</b>         |   |                          |                  |           |           |
|                            | <b>Hubbard Multu M Perfecta Mineral</b>           |                          | <b>02F-02216</b> |           |           |
|                            |   | Calcium, %               | 13.4             | 12-14.4   |           |
|                            |   | Phosphorus, %            | 11.6             | 12        |           |
|                            |   | Salt (Sodium X 2.54), %  | 15.7             | 12-14.4   |           |
|                            |   | Selenium, ug/g (ppm)     | 13.8             | 17.6      |           |
|                            |   | Vitamin A, IU/lb         | 193000.          | 150000    |           |
|                            | <b>Hubbard Super Gain 14</b>                      |                          | <b>02F-02922</b> |           |           |
|                            |   | Crude Fiber, %           | 8.30             | 15        |           |
|                            |   | Crude Protein, %         | 16.4             | 14        |           |

| Manufacturer Location | Product  | Analyte                 | Found            | Claim     |           |
|-----------------------|--|-------------------------|------------------|-----------|-----------|
|                       | <b>Hubbard Cheyenne 18% Cake</b>                   |                         | <b>02F-02923</b> |           |           |
|                       |  | Crude Fiber, %          | 8.32             | 15        |           |
|                       |  | Crude Protein, %        | 19.7             | 18        |           |
|                       | <b>Sweet Lassy</b>                                 |                         | <b>02F-02925</b> |           |           |
|                       |  | Crude Protein, %        | 21.8             | 20        |           |
|                       |  | Salt (Sodium X 2.54), % | 17.6             | 17-20     |           |
|                       | <b>Hubbard Hyweigh 45 Swine Concentrate</b>        |                         | <b>02F-03216</b> |           |           |
|                       |  | Calcium, %              | 5.74             | 5.8-6.9   |           |
|                       |  | Phosphorus, %           | 2.56             | 2.7       |           |
|                       |  | Crude Protein, %        | 46.2             | 45        |           |
|                       | <b>Sweet Lassy Perfecta 12-12-12 Mineral Block</b> |                         | <b>02F-03218</b> |           |           |
|                       |  | Calcium, %              | 14.2             | 12-14.4   |           |
|                       |  | Phosphorus, %           | 11.7             | 12        |           |
|                       |  | Salt (Sodium X 2.54), % | 11.7             | 12-14.4   |           |
|                       |  | Selenium, ug/g (ppm)    | 16.1             | 20        |           |
|                       |  | Vitamin A, IU/lb        | 195000.          | 180000    |           |
|                       | <b>Tradition R Horse Power Pellet</b>              |                         | <b>02F-03223</b> |           |           |
|                       |  | Crude Fiber, %          | 14.0             | 20        |           |
|                       |  | Crude Protein, %        | 14.2             | 12.5      |           |
| <b>**</b>             | <b>Sheep Mineral Block</b>                         |                         | <b>02F-03227</b> |           |           |
|                       |  | Calcium, %              | 12.5             | 11.7-14   |           |
|                       |  | Phosphorus, %           | 10.1             | 10        |           |
|                       |  | Salt (Sodium X 2.54), % | 14.8             | 14-16.8   |           |
|                       |  | Selenium, ug/g (ppm)    | 41.3             | 50        |           |
|                       |  | Vitamin A, IU/lb        | 96000.           | 300000    | DEFICIENT |
|                       | <b>MultuM R Cattle Prep-NSE</b>                    |                         | <b>02F-03780</b> |           |           |
|                       |  | Calcium, %              | 13.2             | 12-14.4   |           |
|                       |  | Phosphorus, %           | 11.1             | 12        |           |
|                       |  | Salt (Sodium X 2.54), % | 13.7             | 12-14.4   |           |
|                       |  | Vitamin A, IU/lb        | 410000.          | 300000    |           |
| <b>**</b>             | <b>Hubbard Prolific Sow Premix</b>                 |                         | <b>02F-03781</b> |           |           |
|                       |  | Calcium, %              | 14.9             | 15.1-18.1 |           |
|                       |  | Phosphorus, %           | 8.31             | 9.3       | DEFICIENT |
|                       |  | Salt (Sodium X 2.54), % | 10.7             | 9.4-11.2  |           |
|                       |  | Selenium, ug/g (ppm)    | 9.59             | 6         |           |
|                       |  | Vitamin A, IU/lb        | 115000.          | 100000    |           |
|                       | <b>536 Tend-R-Lean Ultra Finisher R240T120</b>     |                         | <b>02F-03782</b> |           |           |
|                       |  | Calcium, %              | 7.04             | 6.5-7.5   |           |
|                       |  | Crude Fiber, %          | 8.57             | 13        |           |
|                       |  | Monensin, g/ton         | 237.             | 240       |           |
|                       |  | Crude Protein, %        | 37.6             | 36        |           |
|                       |  | Tylosin, g/ton          | 95.8             | 120       |           |
|                       |  | Vitamin A, IU/lb        | 36800.           | 40000     |           |
| <b>**</b>             | <b>Tradition Game Bird Starter</b>                 |                         | <b>02F-03783</b> |           |           |
|                       |  | Lysine - Total, %       | 1.40             | 1.5       |           |
|                       |  | Methionine - Total, %   | 0.498            | 0.5       |           |
|                       |  | Crude Protein, %        | 25.9             | 28        | DEFICIENT |
|                       | <b>Soybean Meal 46%</b>                            |                         | <b>02F-03785</b> |           |           |
|                       |  | Oven Moisture, %        | 10.4             | 13        |           |
|                       |  | Crude Protein, %        | 46.4             | 46        |           |
| <b>**</b>             | <b>Mol Mix Prime Liq. Feed Supp. #635</b>          |                         | <b>02F-03787</b> |           |           |
|                       |  | Equiv Crude Protein, %  | 18.9             | 24        |           |
|                       |  | Vacuum Moisture, %      | 35.7             | 34        |           |
|                       |  | Phosphorus, %           | 2.24             | 2         |           |
|                       |  | Potassium, %            | 2.31             | 2         |           |
|                       |  | Crude Protein, %        | 29.7             | 32        | DEFICIENT |
|                       |  | Total Sugars(Invert), % | 25.1             | 26        |           |
|                       |  | Vitamin A, IU/lb        | 40700.           | 40000     |           |

| Manufacturer Location | Product                                      | Analyte                 | Found            | Claim     |           |
|-----------------------|--|-------------------------|------------------|-----------|-----------|
|                       | <b>15% Rangeland Cake-M</b>                  |                         | <b>02F-03788</b> |           |           |
|                       |  | Calcium, %              | 1.96             | 2.1-2.6   |           |
|                       |  | Crude Fiber, %          | 7.53             | 10        |           |
|                       |  | Crude Protein, %        | 16.0             | 15        |           |
|                       |  | Vitamin A, IU/lb        | 27000.           | 33000     |           |
|                       | <b>Alfalfa Pellets</b>                       |                         | <b>02F-03940</b> |           |           |
|                       |  | Crude Fiber, %          | 25.3             | 30        |           |
|                       |  | Crude Protein, %        | 16.1             | 15        |           |
|                       | <b>Sweet Phos 12</b>                         |                         | <b>02F-03941</b> |           |           |
|                       |  | Calcium, %              | 12.1             | 11.4-13.6 |           |
|                       |  | Phosphorus, %           | 11.4             | 12        |           |
|                       |  | Salt (Sodium X 2.54), % | 13.7             | 11.9-14.2 |           |
|                       |  | Selenium, ug/g (ppm)    | 17.7             | 20        |           |
|                       |  | Vitamin A, IU/lb        | 223000.          | 200000    |           |
|                       | <b>Western Sweet</b>                         |                         | <b>02F-04039</b> |           |           |
|                       |  | Crude Protein, %        | 9.56             | 9         |           |
|                       | <b>Calf Starter D22.7 One Step</b>           |                         | <b>02F-04781</b> |           |           |
|                       |  | Acid Detergent Fiber, % | 12.9             | 17        |           |
|                       |  | Crude Fiber, %          | 10.1             | 15        |           |
|                       |  | Decoquinatate, mg/lb    | 20.5             | 22.7      |           |
|                       |  | Crude Protein, %        | 19.5             | 20        |           |
|                       | <b>Express Finisher 40:30 R500 (3X94-12)</b> |                         | <b>02F-04782</b> |           |           |
|                       |  | Calcium, %              | 9.11             | 9-10.8    |           |
|                       |  | Crude Fiber, %          | 10.2             | 10        |           |
|                       |  | Equiv Crude Protein, %  | 18.6             | 30        |           |
|                       |  | Monensin, g/ton         | 558.             | 500       |           |
|                       |  | Potassium, %            | 3.14             | 3         |           |
|                       |  | Crude Protein, %        | 40.0             | 40        |           |
|                       |  | Salt (Sodium X 2.54), % | 3.97             | 3.5-4.5   |           |
|                       |  | Vitamin A, IU/lb        | 49400.           | 45000     |           |
|                       | <b>Beef Pack R1200(8677)</b>                 |                         | <b>02F-04783</b> |           |           |
|                       |  | Calcium, %              | 6.29             | 6-7.2     |           |
|                       |  | Crude Fiber, %          | 11.8             | 15        |           |
|                       |  | Monensin, g/ton         | 1310.            | 1200      |           |
|                       |  | Crude Protein, %        | 12.2             | 5         |           |
|                       | <b>Select 40 Feedlot Susp. 7.0 CAM.4R450</b> |                         | <b>02F-04784</b> |           |           |
|                       |  | Calcium, %              | 6.62             | 7-8       |           |
|                       |  | Equiv Crude Protein, %  | 35.5             | 37        |           |
|                       |  | Vacuum Moisture, %      | 35.1             | 35        |           |
|                       |  | Monensin, g/ton         | 460.             | 450       |           |
|                       |  | Potassium, %            | 3.07             | 3         |           |
|                       |  | Crude Protein, %        | 41.7             | 40        |           |
|                       |  | Salt (Sodium X 2.54), % | 5.53             | 4-5       |           |
|                       |  | Vitamin A, IU/lb        | 40100.           | 40000     |           |
|                       | <b>Hubbard 20% Rangeland Cake - M</b>        |                         | <b>02F-04820</b> |           |           |
|                       |  | Calcium, %              | 2.46             | 1.9-2.4   |           |
|                       |  | Crude Fiber, %          | 10.5             | 10        |           |
|                       |  | Crude Protein, %        | 19.5             | 20        |           |
|                       |  | Vitamin A, IU/lb        | 31300.           | 30000     |           |
|                       | <b>** Multu M Perfecta</b>                   |                         | <b>02F-04821</b> |           |           |
|                       |  | Calcium, %              | 13.5             | 12-14.4   |           |
|                       |  | Phosphorus, %           | 10.4             | 12        | DEFICIENT |
|                       |  | Salt (ChlorideX1.65), % | 20.5             | 12-14.4   | EXCESSIVE |
|                       |  | Salt (Sodium X 2.54), % | 17.7             | 12-14.4   | EXCESSIVE |
|                       |  | Selenium, ug/g (ppm)    | 17.2             | 17.6      |           |
|                       |  | Vitamin A, IU/lb        | 331000.          | 150000    |           |

| Manufacturer Location | Product                                 | Analyte                 | Found            | Claim     |           |
|-----------------------|---|-------------------------|------------------|-----------|-----------|
|                       | <b>Milk Flakes - Calf Milk Replacer</b> |                         | <b>02F-04822</b> |           |           |
|                       |   | Crude Fat, %            | 21.5             | 20        |           |
|                       |   | Crude Protein, %        | 21.6             | 21        |           |
|                       |   | Vitamin A, IU/lb        | 22400.           | 30000     |           |
|                       | <b>Pro-Gold 12 PHF Phase 3</b>          |                         | <b>02F-04823</b> |           |           |
|                       |   | Crude Fat, %            | 8.67             | 5         |           |
|                       |   | Crude Protein, %        | 13.2             | 12        |           |
|                       | <b>Tradition Game Bird Breeder</b>      |                         | <b>02F-05198</b> |           |           |
|                       |   | Calcium, %              | 2.43             | 2.3-2.8   |           |
|                       |   | Lysine - Total, %       | 1.08             | 1.1       |           |
|                       |   | Methionine - Total, %   | 0.443            | 0.45      |           |
|                       |   | Crude Protein, %        | 23.1             | 22        |           |
|                       | <b>Soybean Meal 46%</b>                 |                         | <b>02F-05199</b> |           |           |
|                       |   | Oven Moisture, %        | 10.0             | 13        |           |
|                       |   | Crude Protein, %        | 46.9             | 46        |           |
|                       | <b>Sheep Nat-Pro Block 24%</b>          |                         | <b>02F-05283</b> |           |           |
|                       |   | Crude Protein, %        | 25.2             | 24        |           |
|                       |   | Salt (Sodium X 2.54), % | 11.4             | 10.7-12.8 |           |
|                       |   | Vitamin A, IU/lb        | 46200.           | 50000     |           |
|                       | <b>Sweet Lassy 20% Natural Block</b>    |                         | <b>02F-05291</b> |           |           |
|                       |   | Crude Protein, %        | 21.9             | 20        |           |
|                       |   | Salt (Sodium X 2.54), % | 17.0             | 17-20     |           |
|                       | <b>CTC 4G Crumbles</b>                  |                         | <b>02F-05353</b> |           |           |
|                       |   | Calcium, %              | 6.86             | 5.5-6.6   |           |
|                       |   | Crude Fiber, %          | 13.4             | 29        |           |
|                       |   | Chlortetracycline, g/lb | 3.85             | 4         |           |
|                       |   | Crude Protein, %        | 12.5             | 5         |           |
|                       | <b>Hubbard Soybean Meal (Plant)</b>     |                         | <b>02F-05769</b> |           |           |
|                       |   | Crude Protein, %        | 46.2             | 46.5      |           |
|                       | <b>** Super Phos 15 Mineral</b>         |                         | <b>02F-05771</b> |           |           |
|                       |   | Calcium, %              | 13.6             | 13-15.1   |           |
|                       |   | Phosphorus, %           | 14.6             | 15        |           |
|                       |   | Salt (Sodium X 2.54), % | 10.5             | 9.5-11.4  |           |
|                       |   | Selenium, ug/g (ppm)    | 31.6             | 35        |           |
|                       |   | Vitamin A, IU/lb        | 58600.           | 100000    | DEFICIENT |
|                       | <b>12% Energy Cake</b>                  |                         | <b>02F-05802</b> |           |           |
|                       |   | Calcium, %              | 2.54             | 2.1-2.6   |           |
|                       |   | Crude Fiber, %          | 7.82             | 12        |           |
|                       |   | Crude Protein, %        | 15.8             | 12        |           |
|                       |   | Vitamin A, IU/lb        | 20200.           | 20000     |           |
|                       | <b>OptiCare CTC 4g Crumbles</b>         |                         | <b>02F-05803</b> |           |           |
|                       |   | Calcium, %              | 7.20             | 5.5-6.6   |           |
|                       |   | Crude Fiber, %          | 8.23             | 29        |           |
|                       |   | Chlortetracycline, g/lb | 3.54             | 4         |           |
|                       |   | Crude Protein, %        | 15.1             | 5         |           |
|                       | <b>OptiCare Aureo S 700 2g Crumbles</b> |                         | <b>02F-05804</b> |           |           |
|                       |   | Crude Fiber, %          | 7.61             | 29        |           |
|                       |   | Chlortetracycline, g/lb | 1.61             | 2         |           |
|                       |   | Crude Protein, %        | 14.5             | 7         |           |
|                       |   | Sulfamethazine, g/lb    | 1.76             | 2         |           |
|                       | <b>Super Gain 14 B60</b>                |                         | <b>02F-07180</b> |           |           |
|                       |   | Crude Fiber, %          | 9.48             | 15        |           |
|                       |   | Lasalocid, g/ton        | 56.8             | 60        |           |
|                       |   | Crude Protein, %        | 15.4             | 14        |           |

| Manufacturer Location | Product   | Analyte                  | Found            | Claim     |           |
|-----------------------|---|--------------------------|------------------|-----------|-----------|
|                       | <b>Horse Concentrate</b>                          |                          | <b>02F-07230</b> |           |           |
|                       |   | Calcium, %               | 3.01             | 3-4       |           |
|                       |   | Crude Fiber, %           | 3.43             | 12        |           |
|                       |   | Crude Protein, %         | 35.3             | 35        |           |
| <b>**</b>             | <b>Specialty Diet</b>                             |                          | <b>02F-07236</b> |           |           |
|                       |   | Lysine - Total, %        | 2.54             | 1.5       |           |
|                       |   | Methionine - Total, %    | 0.480            | 0.5       |           |
|                       |   | Crude Protein, %         | 25.3             | 28        | DEFICIENT |
|                       | <b>Farm Flock</b>                                 |                          | <b>02F-07237</b> |           |           |
|                       |   | Calcium, %               | 2.92             | 2.9-3.9   |           |
|                       |   | Crude Protein, %         | 16.6             | 17        |           |
| <b>**</b>             | <b>Hubbard Custom Mix</b>                         |                          | <b>02F-07242</b> |           |           |
|                       |   | Acid Detergent Fiber, %  | 18.5             | 16.5      | EXCESSIVE |
|                       |   | Calcium, %               | 1.89             | 1.7-2.2   |           |
|                       |   | Crude Fiber, %           | 13.6             | 13.4      |           |
|                       |   | Equiv Crude Protein, %   | 3.39             | 3.6       |           |
|                       |   | Crude Fat, %             | 7.93             | 8.2       |           |
|                       |   | Crude Protein, %         | 30.5             | 30.4      |           |
|                       | <b>Quality Dairy Nutrition</b>                    |                          | <b>02F-07327</b> |           |           |
|                       |   | Calcium, %               | 2.37             | 2.1-2.6   |           |
|                       |   | Crude Fiber, %           | 4.73             | 10        |           |
|                       |   | Crude Protein, %         | 35.6             | 36        |           |
|                       |   | Vitamin A, IU/lb         | 46400.           | 50000     |           |
|                       | <b>Grower Lamb Supplement</b>                     |                          | <b>02F-07330</b> |           |           |
|                       |   | Calcium, %               | 3.20             | 3-4       |           |
|                       |   | Crude Fiber, %           | 7.38             | 10        |           |
|                       |   | Equiv Crude Protein, %   | 1.72             | 2         |           |
|                       |   | Lasalocid, g/ton         | 107.             | 120       |           |
|                       |   | Crude Protein, %         | 34.8             | 35        |           |
|                       |   | Salt (Sodium X 2.54), %  | 3.87             | 3.5-4.5   |           |
|                       | <b>534 Tend-R-Lean Finisher R208T 104-SDA Med</b> |                          | <b>02F-07410</b> |           |           |
|                       |   | Acid Detergent Fiber, %  | 14.8             | 16        |           |
|                       |   | Calcium, %               | 3.90             | 4-5       |           |
|                       |   | Crude Fiber, %           | 10.8             | 12        |           |
|                       |   | Equiv Crude Protein, %   | 9.20             | 10.25     |           |
|                       |   | Monensin, g/ton          | 189.             | 208       |           |
|                       |   | Crude Protein, %         | 33.4             | 34        |           |
|                       |   | Sodium, %                | 0.995            | 0.75-1.25 |           |
|                       |   | Tylosin, g/ton           | 77.4             | 104       |           |
|                       |   | Vitamin A, IU/lb         | 34900.           | 35000     |           |
| <b>**</b>             | <b>Hubbard OTC 10 Gram Medicated</b>              |                          | <b>02F-07412</b> |           |           |
|                       |   | Calcium, %               | 7.66             | 4.4-5.4   | EXCESSIVE |
|                       |   | Crude Fiber, %           | 15.9             | 29        |           |
|                       |   | Oxytetracycline, g/lb    | 8.35             | 10        |           |
|                       |   | Crude Protein, %         | 11.5             | 5         |           |
|                       | <b>Stockmaster Sweet Mag 14</b>                   |                          | <b>02F-12893</b> |           |           |
|                       |   | Calcium, %               | 10.7             | 9.6-11.5  |           |
|                       |   | Magnesium, %             | 12.8             | 14        |           |
|                       |   | Phosphorus, %            | 4.07             | 4         |           |
|                       |   | Salt (Sodium X 2.54), %  | 18.0             | 18.2-21.8 |           |
|                       | <b>16% Lamb Creep C50</b>                         |                          | <b>02F-12894</b> |           |           |
|                       |   | Chlortetracycline, g/ton | 42.0             | 50        |           |
|                       |   | Crude Protein, %         | 16.7             | 16        |           |
| <b>**</b>             | <b>Hubbard Steamed Rolled Oats</b>                |                          | <b>02F-12895</b> |           |           |
|                       |   | Crude Fiber, %           | 13.2             | 11        | EXCESSIVE |
|                       |   | Crude Protein, %         | 11.8             | 10        |           |
|                       | <b>Hubbard Soybean Meal</b>                       |                          | <b>02F-14737</b> |           |           |
|                       |   | Crude Protein, %         | 46.6             | 46.5      |           |

| Manufacturer Location         | Product | Analyte                 | Found            | Claim       |           |
|-------------------------------|---------|-------------------------|------------------|-------------|-----------|
| *** 40% Hog Farm Mixer        |         |                         | <b>02F-14738</b> |             |           |
|                               |         | Calcium, %              | 2.25             | 2.7-3.2     | DEFICIENT |
|                               |         | Lysine - Total, %       | 2.34             | 2.5         |           |
| Purple Ribbon Mineral Pellets |         | Crude Protein, %        | 40.4             | 40          |           |
|                               |         |                         | <b>02F-14739</b> |             |           |
|                               |         | Calcium, %              | 10.7             | 10-12       |           |
|                               |         | Phosphorus, %           | 9.29             | 10          |           |
|                               |         | Salt (Sodium X 2.54), % | 12.3             | 12.5-15     |           |
| CTC 4G Crumbles               |         | Selenium, ug/g (ppm)    | 36.6             | 35          |           |
|                               |         | Vitamin A, IU/lb        | 72800.           | 100000      |           |
|                               |         |                         | <b>02F-14740</b> |             |           |
|                               |         | Calcium, %              | 5.17             | 5.5-6.6     |           |
|                               |         | Crude Fiber, %          | 13.8             | 29          |           |
| Aureo S 700 Crumbles          |         | Chlortetracycline, g/lb | 3.87             | 4           |           |
|                               |         | Crude Protein, %        | 12.4             | 5           |           |
|                               |         |                         | <b>02F-14962</b> |             |           |
|                               |         | Crude Fiber, %          | 18.9             | 29          |           |
|                               |         | Chlortetracycline, g/lb | 1.86             | 2           |           |
| Range Extender 14%            |         | Crude Protein, %        | 13.6             | 7           |           |
|                               |         | Sulfamethazine, g/lb    | 1.94             | 2           |           |
|                               |         |                         | <b>02F-14964</b> |             |           |
|                               |         | Crude Fiber, %          | 7.18             | 17          |           |
| 20% Rangeland cake            |         | Crude Protein, %        | 18.7             | 14          |           |
|                               |         |                         | <b>02F-14965</b> |             |           |
|                               |         | Calcium, %              | 2.02             | 1.9-2.4     |           |
|                               |         | Crude Fiber, %          | 5.97             | 10          |           |
| Multum Sweet Phos 12 NSE      |         | Crude Protein, %        | 20.6             | 20          |           |
|                               |         | Vitamin A, IU/lb        | 26500.           | 33000       |           |
|                               |         |                         | <b>02F-15300</b> |             |           |
|                               |         | Calcium, %              | 13.2             | 12.75-13.25 |           |
|                               |         | Phosphorus, %           | 11.3             | 12          |           |
| *** Milk Flakes               |         | Salt (Sodium X 2.54), % | 14.2             | 12.75-13.25 |           |
|                               |         | Sulfur, %               | 1.07             | 1           |           |
|                               |         | Vitamin A, IU/lb        | 464000.          | 200000      |           |
|                               |         |                         | <b>02F-15301</b> |             |           |
|                               |         | Fat: Roese Gottlieb, %  | 22.5             | 20          |           |
| Western Sweet                 |         | Crude Protein, %        | 21.2             | 21          |           |
|                               |         | Vitamin A, IU/lb        | 5690.            | 30000       | DEFICIENT |
| *** Multum Perfecta NSE       |         |                         | <b>02F-15302</b> |             |           |
|                               |         | Crude Protein, %        | 9.73             | 9           |           |
| Lean Cut Plus                 |         |                         | <b>02F-15307</b> |             |           |
|                               |         | Calcium, %              | 14.2             | 12-14.4     |           |
|                               |         | Phosphorus, %           | 11.1             | 12          |           |
|                               |         | Salt (ChlorideX1.65), % | 17.1             | 12-14.4     | EXCESSIVE |
|                               |         | Salt (Sodium X 2.54), % | 15.9             | 12-14.4     | EXCESSIVE |
| NDM Mol-Mix Prime             |         | Vitamin A, IU/lb        | 63400.           | 150000      | DEFICIENT |
|                               |         |                         | <b>02F-15308</b> |             |           |
|                               |         | Calcium, %              | 3.80             | 3.1-4.1     |           |
|                               |         | Lysine - Total, %       | 2.62             | 2.6         |           |
|                               |         | Phosphorus, %           | 1.95             | 2           |           |
| NDM Mol-Mix Prime             |         | Crude Protein, %        | 41.8             | 41          |           |
|                               |         |                         | <b>03F-00107</b> |             |           |
|                               |         | Vacuum Moisture, %      | 33.6             | 34          |           |
|                               |         | Phosphorus, %           | 1.89             | 2           |           |
|                               |         | Potassium, %            | 2.34             | 2           |           |
|                               |         | Crude Protein, %        | 31.8             | 32          |           |
| NDM Mol-Mix Prime             |         | Total Sugars(Invert), % | 27.8             | 28          |           |
|                               |         | Vitamin A, IU/lb        | 47700.           | 40000       |           |
|                               |         |                         |                  |             |           |

| Manufacturer Location            | Product                                     | Analyte                  | Found            | Claim       |           |
|----------------------------------|---|--------------------------|------------------|-------------|-----------|
|                                  | <b>Express Grower 40:16 B400</b>            |                          | <b>03F-00108</b> |             |           |
|                                  |   | Calcium, %               | 6.10             | 5.5-6.5     |           |
|                                  |   | Crude Fiber, %           | 4.94             | 15          |           |
|                                  |   | Lasalocid, g/ton         | 334.             | 400         |           |
|                                  |   | Crude Protein, %         | 40.5             | 40          |           |
|                                  |   | Salt (Sodium X 2.54), %  | 3.58             | 3.5-4.5     |           |
|                                  |   | Selenium, ug/g (ppm)     | 4.40             | 4           |           |
|                                  |   | Vitamin A, IU/lb         | 46700.           | 45000       |           |
|                                  | <b>** Aureo S700 3.56 Crumbles</b>          |                          | <b>03F-00109</b> |             |           |
|                                  |   | Calcium, %               | 5.34             | 8.1-9.7     | DEFICIENT |
|                                  |   | Crude Fiber, %           | 8.71             | 15          |           |
|                                  |   | Chlortetracycline, g/lb  | 2.58             | 1.75        | EXCESSIVE |
|                                  |   | Crude Protein, %         | 15.2             | 5           |           |
|                                  |   | Sulfamethazine, g/lb     | 2.95             | 1.75        | EXCESSIVE |
|                                  | <b>** Multum Cattle Prep NSE</b>            |                          | <b>03F-00110</b> |             |           |
|                                  |   | Calcium, %               | 11.1             | 12.75-13.25 | DEFICIENT |
|                                  |   | Phosphorus, %            | 9.65             | 12          | DEFICIENT |
|                                  |   | Salt (ChlorideX1.65), %  | 19.6             | 12.75-13.25 | EXCESSIVE |
|                                  |   | Salt (Sodium X 2.54), %  | 19.0             | 12.75-13.25 | EXCESSIVE |
|                                  |   | Sulfur, %                | 1.26             | 1           |           |
|                                  |   | Vitamin A, IU/lb         | 1010000.         | 300000      |           |
|                                  | <b>16% Hog Grower</b>                       |                          | <b>03F-00111</b> |             |           |
|                                  |   | Crude Protein, %         | 17.2             | 16          |           |
| <b>Imu-Tek Animal Health Inc</b> |   |                          |                  |             |           |
| <b>Ft. Collins, CO</b>           |   |                          |                  |             |           |
|                                  | <b>Kick Start</b>                           |                          | <b>02F-00746</b> |             |           |
|                                  |   | Ash, %                   | 8.76             | 12          |           |
|                                  |   | Crude Fat, %             | 18.0             | 15          |           |
|                                  |   | Crude Protein, %         | 17.5             | 18          |           |
|                                  |   | Vitamin A, IU/lb         | 1230000.         | 50000       |           |
|                                  | <b>Imu-Tek Kick Start</b>                   |                          | <b>02F-05129</b> |             |           |
|                                  |   | Ash, %                   | 7.89             | 12          |           |
|                                  |   | Fat: Roese Gottlieb, %   | 18.9             | 15          |           |
|                                  |   | Crude Protein, %         | 18.6             | 18          |           |
|                                  |   | Vitamin A, IU/lb         | 1140000.         | 50000       |           |
| <b>J&amp;R Distributing</b>      |   |                          |                  |             |           |
| <b>Lake Norden, SD</b>           |   |                          |                  |             |           |
|                                  | <b>J&amp;R 42/30 Beef Finisher 500 Bov</b>  |                          | <b>02F-05370</b> |             |           |
|                                  |   | Calcium, %               | 9.74             | 9-10        |           |
|                                  |   | Crude Fiber, %           | 4.71             | 15          |           |
|                                  |   | Equiv Crude Protein, %   | 30.6             | 30          |           |
|                                  |   | Lasalocid, g/ton         | 384.             | 500         |           |
|                                  |   | Potassium, %             | 2.42             | 2.65        |           |
|                                  |   | Crude Protein, %         | 41.0             | 42          |           |
|                                  |   | Salt (Sodium X 2.54), %  | 3.78             | 3-4         |           |
|                                  |   | Vitamin A, IU/lb         | 34900.           | 37700       |           |
|                                  | <b>J and R Aureo Pellets 24 G Medicated</b> |                          | <b>02F-07414</b> |             |           |
|                                  |   | Crude Fiber, %           | 14.4             | 16          |           |
|                                  |   | Chlortetracycline, g/ton | 42400.           | 48000       |           |
|                                  |   | Crude Protein, %         | 17.0             | 10          |           |
|                                  | <b>J and R Sow Concentrate</b>              |                          | <b>02F-07415</b> |             |           |
|                                  |   | Calcium, %               | 4.52             | 4.5-5.5     |           |
|                                  |   | Lysine - Total, %        | 2.51             | 2.8         |           |
|                                  |   | Phosphorus, %            | 3.00             | 2.8         |           |
|                                  |   | Crude Protein, %         | 37.3             | 35          |           |
|                                  |   | Vitamin A, IU/lb         | 29600.           | 25000       |           |

| Manufacturer<br>Location    | Product  | Analyte                 | Found            | Claim    |           |
|-----------------------------|--|-------------------------|------------------|----------|-----------|
| <b>JRB Food Inc</b>         |  |                         |                  |          |           |
| <b>Sharon Center, OH</b>    |  |                         |                  |          |           |
|                             | <b>Catty Shack Beef and Bacon Flavor</b>         |                         | <b>02F-05204</b> |          |           |
|                             |  | Crude Fat, %            | 12.6             | 10       |           |
|                             |  | Oven Moisture, %        | 29.4             | 30       |           |
|                             |  | Crude Protein, %        | 28.9             | 25       |           |
| <b>Kal Kan Foods Inc</b>    |  |                         |                  |          |           |
| <b>Vernon, CA</b>           |  |                         |                  |          |           |
|                             | <b>Pedigree Little Champions</b>                 |                         | <b>02F-00108</b> |          |           |
|                             |  | Oven Moisture, %        | 80.9             | 82       |           |
|                             |  | Crude Protein, %        | 9.06             | 8        |           |
|                             | <b>Pedigree Little Champions Chunks in Gravy</b> |                         | <b>02F-04974</b> |          |           |
|                             |  | Oven Moisture, %        | 82.1             | 82       |           |
|                             |  | Crude Protein, %        | 8.85             | 8        |           |
|                             | <b>** Pedigree Marro Bone</b>                    |                         | <b>02F-05196</b> |          |           |
|                             |  | Calcium, %              | 2.89             | 2-2.5    | EXCESSIVE |
|                             |  | Crude Fat, %            | 11.3             | 9        |           |
|                             |  | Oven Moisture, %        | 9.57             | 12       |           |
|                             |  | Crude Protein, %        | 16.3             | 10       |           |
|                             | <b>Pedigree with Chunky Beef</b>                 |                         | <b>02F-17990</b> |          |           |
|                             |  | Crude Fat, %            | 6.44             | 6        |           |
|                             |  | Oven Moisture, %        | 79.4             | 78       |           |
|                             |  | Crude Protein, %        | 8.85             | 8        |           |
| <b>Kay Dee Feed Company</b> |  |                         |                  |          |           |
| <b>Sioux City, IA</b>       |  |                         |                  |          |           |
|                             | <b>** K-20 20% All Natural Protein Block</b>     |                         | <b>02F-02215</b> |          |           |
|                             |  | Calcium, %              | 4.38             | 3-4      |           |
|                             |  | Crude Protein, %        | 18.8             | 20       | DEFICIENT |
|                             |  | Salt (Sodium X 2.54), % | 14.0             | 12-14    |           |
|                             |  | Vitamin A, IU/lb        | 31600.           | 30000    |           |
|                             | <b>Range Grazer 20</b>                           |                         | <b>02F-03789</b> |          |           |
|                             |  | Crude Protein, %        | 21.8             | 20       |           |
|                             |  | Salt (Sodium X 2.54), % | 15.2             | 14.25-17 |           |
|                             |  | Vitamin A, IU/lb        | 17400.           | 20000    |           |
|                             | <b>Mineral Block</b>                             |                         | <b>02F-03939</b> |          |           |
|                             |  | Calcium, %              | 12.8             | 11-13    |           |
|                             |  | Phosphorus, %           | 12.1             | 12       |           |
|                             |  | Salt (Sodium X 2.54), % | 11.7             | 11-12    |           |
|                             |  | Selenium, ug/g (ppm)    | 25.3             | 28       |           |
|                             |  | Vitamin A, IU/lb        | 127000.          | 100000   |           |
|                             | <b>Kaydets Calving-Lactating-Rebreeding</b>      |                         | <b>02F-05394</b> |          |           |
|                             |  | Calcium, %              | 14.3             | 12.5-15  |           |
|                             |  | Phosphorus, %           | 11.1             | 12       |           |
|                             |  | Salt (Sodium X 2.54), % | 19.7             | 15-18    |           |
|                             |  | Selenium, ug/g (ppm)    | 24.5             | 28       |           |
|                             |  | Vitamin A, IU/lb        | 527000.          | 350000   |           |
|                             | <b>** Kaydets 8.2 mineral</b>                    |                         | <b>02F-07181</b> |          |           |
|                             |  | Calcium, %              | 20.8             | 19-22    |           |
|                             |  | Phosphorus, %           | 7.22             | 8.2      | DEFICIENT |
|                             |  | Salt (ChlorideX1.65), % | 13.3             | 9-10.8   | EXCESSIVE |
|                             |  | Salt (Sodium X 2.54), % | 13.1             | 9-10.8   | EXCESSIVE |
|                             |  | Selenium, ug/g (ppm)    | 29.8             | 28       |           |
|                             |  | Vitamin A, IU/lb        | 204000.          | 150000   |           |



| Manufacturer Location                      | Product                                     | Analyte                 | Found            | Claim   |           |
|--|---|-------------------------|------------------|---------|-----------|
| Kaytee Products Inc<br>Chilton, WI         | <b>K-20 20% "All Natural" Protein Block</b> |                         | <b>02F-07183</b> |         |           |
|  |   | Calcium, %              | 3.89             | 3-4     |           |
|  |   | Crude Protein, %        | 20.1             | 20      |           |
|  |   | Salt (Sodium X 2.54), % | 12.9             | 12-14   |           |
|  |   | Vitamin A, IU/lb        | 37800.           | 30000   |           |
|  | <b>A-N-Dee</b>                              |                         | <b>02F-07238</b> |         |           |
|  |   | Calcium, %              | 9.10             | 8-9.6   |           |
|  |   | Crude Fiber, %          | 3.07             | 11      |           |
|  |   | Crude Protein, %        | 10.8             | 10      |           |
|  |   | Vitamin A, IU/lb        | 1840000.         | 2000000 |           |
|  | <b>K-32 Protein Block "all natural"</b>     |                         | <b>02F-12514</b> |         |           |
|  |   | Calcium, %              | 1.66             | 1-2     |           |
| Crude Protein, %                           |   | 33.5                    | 32               |         |           |
| Salt (Sodium X 2.54), %                    |   | 12.8                    | 13.5-16          |         |           |
|  | Vitamin A, IU/lb                            | 68100.                  | 60000            |         |           |
| Kaytee Products Inc<br>Chilton, WI         | <b>Chew Biscuits</b>                        |                         | <b>02F-00813</b> |         |           |
|  |   | Fat: Acid Hydrolysis, % | 7.10             | 5       |           |
|  |   | Oven Moisture, %        | 6.72             | 12      |           |
|  |   | Crude Protein, %        | 16.4             | 15      |           |
|  | <b>Kaytee Fiesta</b>                        |                         | <b>02F-00815</b> |         |           |
|  |   | Crude Fiber, %          | 7.09             | 14      |           |
|  |   | Crude Fat, %            | 7.35             | 6       |           |
|  |   | Oven Moisture, %        | 10.0             | 12      |           |
|  |   | Crude Protein, %        | 16.8             | 16      |           |
|  | <b>Forti-Diet Hamster Feed</b>              |                         | <b>02F-00903</b> |         |           |
|  |   | Crude Fiber, %          | 6.19             | 11      |           |
|  |   | Oven Moisture, %        | 10.5             | 12      |           |
|  |   | Crude Protein, %        | 13.5             | 12      |           |
|  | <b>Kaytee R Forti-Diet R Ferret</b>         |                         | <b>02F-02931</b> |         |           |
|  |   | Crude Fat, %            | 18.0             | 18      |           |
|  |   | Oven Moisture, %        | 7.96             | 12      |           |
|  |   | Crude Protein, %        | 37.5             | 35      |           |
|  | <b>Kaytee Wild Finches</b>                  |                         | <b>02F-07219</b> |         |           |
|  |   | Crude Fiber, %          | 6.57             | 12      |           |
|  |   | Crude Fat, %            | 21.7             | 15      |           |
| Oven Moisture, %                           |   | 7.45                    | 12               |         |           |
|  | Crude Protein, %                            | 16.4                    | 15               |         |           |
| <b>Kaytee - Orange Blossum Honey Treat</b> |   | <b>02F-07354</b>        |                  |         |           |
|  | Crude Fiber, %                              | 7.73                    | 10               |         |           |
|  | Crude Fat, %                                | 8.43                    | 6                |         |           |
|  | Oven Moisture, %                            | 9.36                    | 12               |         |           |
|  | Crude Protein, %                            | 14.8                    | 13               |         |           |
| <b>Hamster Food</b>                        |   | <b>02F-12860</b>        |                  |         |           |
|  | Crude Fiber, %                              | 5.72                    | 11               |         |           |
|  | Oven Moisture, %                            | 9.88                    | 12               |         |           |
|  | Crude Protein, %                            | 13.0                    | 12               |         |           |
| Kent Feeds Inc<br>Muscatine, IA            | <b>** Mineral 12:12</b>                     |                         | <b>02F-00906</b> |         |           |
|  |   | Calcium, %              | 11.7             | 11-13.2 |           |
|  |   | Phosphorus, %           | 11.6             | 12      |           |
|  |   | Salt (ChlorideX1.65), % | 9.78             | 7.4-8.8 | EXCESSIVE |
|  |   | Salt (Sodium X 2.54), % | 10.2             | 7.4-8.8 | EXCESSIVE |
|  |   | Selenium, ug/g (ppm)    | 6.76             | 7       |           |
|  |   | Vitamin A, IU/lb        | 310000.          | 200000  |           |

| Manufacturer<br>Location                  | Product  | Analyte                 | Found            | Claim     |           |
|---|--|-------------------------|------------------|-----------|-----------|
|   | <b>Milk Formula 21-20 DQ Med.</b>                        |                         | <b>02F-00907</b> |           |           |
|   |  | Decoquinatate, g/ton    | 46.8             | 45.4      |           |
|   |  | Fat: Roese Gottlieb, %  | 21.2             | 20        |           |
|   |  | Crude Protein, %        | 22.0             | 21        |           |
|   |  | Vitamin A, IU/lb        | 23300.           | 30000     |           |
|   | <b>Western Range Cow Mineral</b>                         |                         | <b>02F-01809</b> |           |           |
|   |  | Calcium, %              | 14.2             | 12-14     |           |
|   |  | Phosphorus, %           | 7.90             | 8.5       |           |
|   |  | Selenium, ug/g (ppm)    | 24.2             | 25        |           |
|   |  | Vitamin A, IU/lb        | 505000.          | 400000    |           |
|   | <b>Baby Beef 44 500B</b>                                 |                         | <b>02F-01810</b> |           |           |
|   |  | Calcium, %              | 6.88             | 6-7.2     |           |
|   |  | Equiv Crude Protein, %  | 18.1             | 18        |           |
|   |  | Lasalocid, g/ton        | 468.             | 500       |           |
|   |  | Crude Protein, %        | 45.0             | 44        |           |
|   |  | Vitamin A, IU/lb        | 38400.           | 40000     |           |
|   | <b>Swine Safe - Guard 800</b>                            |                         | <b>02F-01813</b> |           |           |
|   |  | Fenbendazole, %         | 0.690            | 0.72      |           |
|   | <b>Western Breeder Mineral Custom Feed CTC Medicated</b> |                         | <b>02F-05361</b> |           |           |
|   |  | Calcium, %              | 12.9             | 12-14.4   |           |
|   |  | Chlortetracycline, g/lb | 1.74             | 1.87      |           |
|   |  | Phosphorus, %           | 7.84             | 8.5       |           |
|   |  | Selenium, ug/g (ppm)    | 28.1             | 33        |           |
|   |  | Vitamin A, IU/lb        | 376000.          | 400000    |           |
|   | <b>Kent ADE Mineral</b>                                  |                         | <b>02F-05362</b> |           |           |
|   |  | Calcium, %              | 15.6             | 15-18     |           |
|   |  | Phosphorus, %           | 7.54             | 8         |           |
|   |  | Salt (Sodium X 2.54), % | 19.5             | 17-20.4   |           |
|   |  | Selenium, ug/g (ppm)    | 31.6             | 28        |           |
|   |  | Vitamin A, IU/lb        | 401000.          | 400000    |           |
|   | <b>Western Breeder Mineral</b>                           |                         | <b>02F-14963</b> |           |           |
|   |  | Calcium, %              | 13.4             | 12-13     |           |
|   |  | Phosphorus, %           | 7.97             | 8.5       |           |
|   |  | Selenium, ug/g (ppm)    | 34.5             | 33        |           |
|   |  | Vitamin A, IU/lb        | 504000.          | 400000    |           |
|   | <b>Feedlot 40-20 500B</b>                                |                         | <b>02F-14966</b> |           |           |
|   |  | Calcium, %              | 8.91             | 8-9.5     |           |
|   |  | Crude Fiber, %          | 4.96             | 14        |           |
|   |  | Lasalocid, g/ton        | 424.             | 500       |           |
|   |  | Crude Protein, %        | 40.5             | 40        |           |
|   |  | Vitamin A, IU/lb        | 28600.           | 30000     |           |
| <b>L/M Animal Farms</b>                   |  |                         |                  |           |           |
| <b>Pleasant Plain, OH</b>                 |  |                         |                  |           |           |
|   | <b>*#* Hamster Food</b>                                  |                         | <b>02F-00754</b> |           |           |
|   |  | Oven Moisture, %        | 12.1             | 10        | EXCESSIVE |
|   |  | Crude Protein, %        | 11.3             | 12        | DEFICIENT |
| <b>Labolt Farmers Grain Waubay Branch</b> |  |                         |                  |           |           |
| <b>Waubay, SD</b>                         |  |                         |                  |           |           |
|   | <b>Custom Feed</b>                                       |                         | <b>02F-07220</b> |           |           |
|   |  | Monensin, g/ton         | 47.5             | 58        |           |
| <b>Lambert Kay</b>                        |  |                         |                  |           |           |
| <b>Cranbury, NJ</b>                       |  |                         |                  |           |           |
|   | <b>Theralin V-M-P Tablets</b>                            |                         | <b>02F-00904</b> |           |           |
|   |  | Calcium, %              | 5.87             | 5.24-6.19 |           |
|   |  | Phosphorus, %           | 5.19             | 5.5       |           |
|   |  | Sodium, %               | 1.23             | 1.1       |           |
|   |  | Vitamin A, IU/lb        | 281000.          | 226800    |           |

| Manufacturer Location                              | Product | Analyte                 | Found            | Claim     |           |
|--|---------|-------------------------|------------------|-----------|-----------|
| <b>Land O Lakes Farmland Feed</b>                  |         |                         |                  |           |           |
| <b>Ft. Dodge, IA</b>                               |         |                         |                  |           |           |
| <b>** L. O. L. Custom 50-18</b>                    |         |                         | <b>02F-00879</b> |           |           |
|  |         | Acid Detergent Fiber, % | 11.0             | 8         | EXCESSIVE |
|  |         | Calcium, %              | 3.68             | 3-4       |           |
|  |         | Equiv Crude Protein, %  | 18.5             | 18        |           |
|  |         | Crude Protein, %        | 50.6             | 50        |           |
|  |         | Salt (Sodium X 2.54), % | 3.02             | 3-4       |           |
|  |         | Selenium, ug/g (ppm)    | 6.65             | 6         |           |
|  |         | Vitamin A, IU/lb        | 21500.           | 30000     |           |
| <b>Van Dyke Mix R500 H.5 010202</b>                |         |                         | <b>02F-00880</b> |           |           |
|  |         | Crude Fiber, %          | 19.7             | 30        |           |
|  |         | Monensin, g/ton         | 501.             | 500       |           |
|  |         | Crude Protein, %        | 12.4             | 8         |           |
| <b>Commercial Advantage 10</b>                     |         |                         | <b>02F-00881</b> |           |           |
|  |         | Crude Fat, %            | 7.57             | 7.5       |           |
|  |         | Crude Protein, %        | 24.6             | 22        |           |
| <b>** Brook Ag 1-16% Complete Horse</b>            |         |                         | <b>02F-00882</b> |           |           |
|  |         | Crude Fiber, %          | 17.1             | 17.5      |           |
|  |         | Crude Protein, %        | 15.2             | 16        | DEFICIENT |
| <b>Steak Maker 40-20 R500</b>                      |         |                         | <b>02F-00883</b> |           |           |
|  |         | Calcium, %              | 6.71             | 7-8       |           |
|  |         | Crude Fiber, %          | 9.76             | 12        |           |
|  |         | Equiv Crude Protein, %  | 19.2             | 20        |           |
|  |         | Monensin, g/ton         | 484.             | 500       |           |
|  |         | Potassium, %            | 2.95             | 3         |           |
|  |         | Crude Protein, %        | 40.4             | 40        |           |
|  |         | Salt (Sodium X 2.54), % | 3.92             | 3.5-4.5   |           |
|  |         | Selenium, ug/g (ppm)    | 5.30             | 4.1       |           |
|  |         | Vitamin A, IU/lb        | 42100.           | 40000     |           |
| <b>Humboldt-Becker RC30-10 B1000 2X VTM 120401</b> |         |                         | <b>02F-00884</b> |           |           |
|  |         | Calcium, %              | 2.10             | 1.7-2.2   |           |
|  |         | Crude Fiber, %          | 9.75             | 12        |           |
|  |         | Equiv Crude Protein, %  | 9.74             | 10        |           |
|  |         | Lasalocid, g/ton        | 852.             | 1000      |           |
|  |         | Crude Protein, %        | 30.6             | 30        |           |
|  |         | Vitamin A, IU/lb        | 541000.          | 125000    |           |
| <b>Intense Calf Mixer B-120</b>                    |         |                         | <b>02F-00885</b> |           |           |
|  |         | Acid Detergent Fiber, % | 9.10             | 11        |           |
|  |         | Calcium, %              | 2.00             | 1.7-2.2   |           |
|  |         | Lasalocid, g/ton        | 109.             | 120       |           |
|  |         | Crude Protein, %        | 36.2             | 37        |           |
| <b>Peterson Bull Grower 30% R500</b>               |         |                         | <b>02F-00886</b> |           |           |
|  |         | Calcium, %              | 5.40             | 5.4-6.4   |           |
|  |         | Crude Fiber, %          | 9.70             | 15        |           |
|  |         | Monensin, g/ton         | 486.             | 500       |           |
|  |         | Crude Protein, %        | 32.3             | 30        |           |
|  |         | Salt (Sodium X 2.54), % | 3.07             | 3-4       |           |
|  |         | Vitamin A, IU/lb        | 27000.           | 32000     |           |
| <b>** Bos Builder G Mineral</b>                    |         |                         | <b>02F-00887</b> |           |           |
|  |         | Calcium, %              | 13.7             | 12.6-15.1 |           |
|  |         | Magnesium, %            | 1.35             | 2         | DEFICIENT |
|  |         | Phosphorus, %           | 11.4             | 12.5      | DEFICIENT |
|  |         | Salt (Sodium X 2.54), % | 13.7             | 15-18     |           |
|  |         | Selenium, ug/g (ppm)    | 24.9             | 35        | DEFICIENT |
|  |         | Vitamin A, IU/lb        | 195000.          | 200000    |           |

| Manufacturer Location                | Product                         | Analyte          | Found            | Claim     |           |
|--------------------------------------|---------------------------------|------------------|------------------|-----------|-----------|
|                                      | <b>** Bos Builder B Mineral</b> |                  | <b>02F-00888</b> |           |           |
|                                      | Calcium, %                      |                  | 12.9             | 12.5-14.9 |           |
|                                      | Magnesium, %                    |                  | 1.48             | 2         | DEFICIENT |
|                                      | Phosphorus, %                   |                  | 12.0             | 12.5      |           |
|                                      | Salt (Sodium X 2.54), %         |                  | 13.0             | 11.8-14.2 |           |
|                                      | Selenium, ug/g (ppm)            |                  | 20.9             | 35        | DEFICIENT |
|                                      | Vitamin A, IU/lb                |                  | 250000.          | 450000    | DEFICIENT |
|                                      | <b>Aureo 4 MP</b>               |                  | <b>02F-03351</b> |           |           |
|                                      | Calcium, %                      |                  | 6.23             | 6-7       |           |
|                                      | Crude Fiber, %                  |                  | 19.8             | 29        |           |
|                                      | Chlortetracycline, g/lb         |                  | 4.03             | 4         |           |
|                                      | Crude Protein, %                |                  | 12.2             | 8         |           |
|                                      | <b>** ProPhos 12 Mineral</b>    |                  | <b>02F-04532</b> |           |           |
|                                      | Calcium, %                      |                  | 11.9             | 11.5-13.5 |           |
|                                      | Magnesium, %                    |                  | 1.65             | 2         |           |
|                                      | Phosphorus, %                   |                  | 12.2             | 12        |           |
|                                      | Salt (Sodium X 2.54), %         |                  | 11.1             | 11-13     |           |
|                                      | Selenium, ug/g (ppm)            |                  | 13.2             | 22        | DEFICIENT |
|                                      | Vitamin A, IU/lb                |                  | 257000.          | 200000    |           |
|                                      | <b>** Hi-Mag Mineral</b>        |                  | <b>02F-04533</b> |           |           |
| Calcium, %                           |                                 | 10.4             | 10-12            |           |           |
| Magnesium, %                         |                                 | 12.8             | 13               |           |           |
| Phosphorus, %                        |                                 | 5.05             | 6                | DEFICIENT |           |
| Salt (Sodium X 2.54), %              |                                 | 14.7             | 12-14            |           |           |
| Selenium, ug/g (ppm)                 |                                 | 24.7             | 17               |           |           |
| Vitamin A, IU/lb                     |                                 | 123000.          | 150000           |           |           |
| <b>Creep Pasture Gest 12-B-68</b>    |                                 | <b>02F-04809</b> |                  |           |           |
| Crude Fiber, %                       |                                 | 22.3             | 25               |           |           |
| Lasalocid, g/ton                     |                                 | 52.1             | 68               |           |           |
| Crude Protein, %                     |                                 | 13.9             | 12               |           |           |
| <b>Steak Maker 40-28 R-500</b>       |                                 | <b>02F-04810</b> |                  |           |           |
| Calcium, %                           |                                 | 8.55             | 9-10             |           |           |
| Crude Fiber, %                       |                                 | 6.62             | 12               |           |           |
| Equiv Crude Protein, %               |                                 | 23.6             | 28               |           |           |
| Monensin, g/ton                      |                                 | 424.             | 500              |           |           |
| Potassium, %                         |                                 | 2.87             | 3                |           |           |
| Crude Protein, %                     |                                 | 39.6             | 40               |           |           |
| Salt (Sodium X 2.54), %              |                                 | 3.85             | 3.5-4.5          |           |           |
| Selenium, ug/g (ppm)                 |                                 | 4.50             | 4.1              |           |           |
| Vitamin A, IU/lb                     |                                 | 50400.           | 40000            |           |           |
| <b>Aureomycin S700 2G</b>            |                                 | <b>02F-04813</b> |                  |           |           |
| Chlortetracycline, g/lb              |                                 | 1.49             | 2                |           |           |
| Sulfamethazine, g/lb                 |                                 | 1.62             | 2                |           |           |
| <b>Pro Phos 12 Mineral Aureo</b>     |                                 | <b>02F-05284</b> |                  |           |           |
| Calcium, %                           |                                 | 12.4             | 11.5-13.5        |           |           |
| Chlortetracycline, g/ton             |                                 | 3340.            | 3500             |           |           |
| Phosphorus, %                        |                                 | 11.5             | 12               |           |           |
| Salt (Sodium X 2.54), %              |                                 | 12.0             | 11-13            |           |           |
| Selenium, ug/g (ppm)                 |                                 | 21.7             | 22               |           |           |
| Vitamin A, IU/lb                     |                                 | 228000.          | 190000           |           |           |
| <b>Pro Phos 8 Mineral W/ Altosid</b> |                                 | <b>02F-05285</b> |                  |           |           |
| Calcium, %                           |                                 | 12.2             | 12.5-15          |           |           |
| Magnesium, %                         |                                 | 1.70             | 2                |           |           |
| Phosphorus, %                        |                                 | 7.96             | 8                |           |           |
| Salt (Sodium X 2.54), %              |                                 | 16.4             | 16-18.5          |           |           |
| Selenium, ug/g (ppm)                 |                                 | 16.5             | 22               |           |           |
| Vitamin A, IU/lb                     |                                 | 151000.          | 150000           |           |           |

| Manufacturer Location | Product   | Analyte                  | Found            | Claim     |           |
|-----------------------|---|--------------------------|------------------|-----------|-----------|
|                       | <b>*** Pasture Gainer Block 37 R350</b>           |                          | <b>02F-05286</b> |           |           |
|                       |   | Calcium, %               | 2.47             | 2.5-3.5   |           |
|                       |   | Equiv Crude Protein, %   | 19.0             | 16.5      | EXCESSIVE |
|                       |   | Monensin, g/ton          | 328.             | 350       |           |
|                       |   | Crude Protein, %         | 40.6             | 37        |           |
|                       |   | Salt (ChlorideX1.65), %  | 14.9             | 13.5-14.5 |           |
|                       |   | Salt (Sodium X 2.54), %  | 12.0             | 13.5-14.5 | DEFICIENT |
|                       |   | Vitamin A, IU/lb         | 93800.           | 125000    |           |
|                       | <b>*** Rangeland All Stock 28VP</b>               |                          | <b>02F-05288</b> |           |           |
|                       |   | Calcium, %               | 1.98             | 2-2.5     |           |
|                       |   | Crude Protein, %         | 27.5             | 28        |           |
|                       |   | Salt (ChlorideX1.65), %  | 8.04             | 10.5-11.5 | DEFICIENT |
|                       |   | Salt (Sodium X 2.54), %  | 8.32             | 10.5-11.5 | DEFICIENT |
|                       |   | Vitamin A, IU/lb         | 28100.           | 30000     |           |
|                       | <b>Pro-Phos 6 Mag Mineral</b>                     |                          | <b>02F-05384</b> |           |           |
|                       |   | Calcium, %               | 11.2             | 11-13     |           |
|                       |   | Magnesium, %             | 9.01             | 10        |           |
|                       |   | Phosphorus, %            | 5.75             | 6         |           |
|                       |   | Salt (Sodium X 2.54), %  | 15.0             | 13-15.5   |           |
|                       |   | Selenium, ug/g (ppm)     | 25.2             | 22        |           |
|                       |   | Vitamin A, IU/lb         | 176000.          | 150000    |           |
|                       | <b>*** Beef Grower Formulator B-1200</b>          |                          | <b>02F-05385</b> |           |           |
|                       |   | Calcium, %               | 12.0             | 12-13     |           |
|                       |   | Lasalocid, g/ton         | 1200.            | 1200      |           |
|                       |   | Crude Protein, %         | 13.8             | 9         |           |
|                       |   | Salt (Sodium X 2.54), %  | 13.2             | 12.5-13.5 |           |
|                       |   | Selenium, ug/g (ppm)     | 7.91             | 11        | DEFICIENT |
|                       |   | Vitamin A, IU/lb         | 105000.          | 100000    |           |
|                       | <b>Land O Lakes Sweet'ner Dried Molasses Feed</b> |                          | <b>02F-05386</b> |           |           |
|                       |   | Crude Fiber, %           | 23.8             | 24        |           |
|                       |   | Total Sugars(Invert), %  | 42.2             | 38        |           |
|                       | <b>Commercial Advantage 30CX</b>                  |                          | <b>02F-06360</b> |           |           |
|                       |   | Carbadox, %              | 0.00515          | 0.0055    |           |
|                       |   | Crude Fat, %             | 6.69             | 6         |           |
|                       |   | Crude Protein, %         | 22.7             | 20        |           |
|                       | <b>Land O'Lakes Sweetner Dried Molasses</b>       |                          | <b>02F-07203</b> |           |           |
|                       |   | Crude Fiber, %           | 25.0             | 24        |           |
|                       |   | Total Sugars(Invert), %  | 50.1             | 38        |           |
|                       | <b>Peak Plus 35 Hi-Fat</b>                        |                          | <b>02F-07217</b> |           |           |
|                       |   | Acid Detergent Fiber, %  | 6.54             | 8.5       |           |
|                       |   | Calcium, %               | 2.26             | 2.1-2.6   |           |
|                       |   | Fat: Acid Hydrolysis, %  | 7.25             | 8         |           |
|                       |   | Crude Protein, %         | 34.3             | 35        |           |
|                       | <b>Pro Leader</b>                                 |                          | <b>02F-07240</b> |           |           |
|                       |   | Calcium, %               | 3.01             | 2.8-3.8   |           |
|                       |   | Lysine - Total, %        | 2.58             | 2.6       |           |
|                       |   | Crude Protein, %         | 41.0             | 40        |           |
|                       | <b>Ultra Wean Plus</b>                            |                          | <b>02F-07343</b> |           |           |
|                       |   | Chlortetracycline, g/ton | 292.             | 400       |           |
|                       |   | Crude Protein, %         | 25.2             | 22        |           |
|                       | <b>Steakmaker Grower 38-0 (vp)</b>                |                          | <b>02F-07397</b> |           |           |
|                       |   | Calcium, %               | 4.15             | 4-5       |           |
|                       |   | Crude Fiber, %           | 3.40             | 15        |           |
|                       |   | Crude Protein, %         | 37.1             | 38        |           |
|                       |   | Salt (Sodium X 2.54), %  | 3.37             | 3-4       |           |
|                       |   | Vitamin A, IU/lb         | 27300.           | 32000     |           |

| Manufacturer Location                              | Product   | Analyte                 | Found            | Claim     |           |
|--|---|-------------------------|------------------|-----------|-----------|
| Land O Lakes Farmland Feeds<br>Fort Dodge, IA      | <b>** Steak Maker 40-20 R500 Medicated</b>            |                         | <b>02F-07413</b> |           |           |
|  |   | Calcium, %              | 7.07             | 7-8       |           |
|  |   | Crude Fiber, %          | 11.0             | 12        |           |
|  |   | Equiv Crude Protein, %  | 18.8             | 20        |           |
|  |   | Monensin, g/ton         | 494.             | 500       |           |
|  |   | Potassium, %            | 2.79             | 3         |           |
|  |   | Crude Protein, %        | 38.3             | 40        | DEFICIENT |
|  | Salt (Sodium X 2.54), %                               | 4.40                    | 3.5-4.5          |           |           |
|  | Vitamin A, IU/lb                                      | 35400.                  | 40000            |           |           |
|  | <b>Beef Crumbles AS700 2+2</b>                        |                         | <b>02F-17136</b> |           |           |
|  |   | Calcium, %              | 5.24             | 4-5       |           |
|  |   | Crude Fiber, %          | 17.6             | 30        |           |
|  |   | Chlortetracycline, g/lb | 1.77             | 2         |           |
|  |   | Crude Protein, %        | 14.2             | 10        |           |
| Sulfamethazine, g/lb                               | 1.85  | 2                       |                  |           |           |
| <b>37 Pasture Liquid</b>                           |   | <b>02F-06355</b>        |                  |           |           |
|  | Equiv Crude Protein, %                                | 34.8                    | 36               |           |           |
|  | Oven Moisture, %                                      | 40.8                    | 40               |           |           |
|  | Crude Protein, %                                      | 40.2                    | 37               |           |           |
|  | Salt (Sodium X 2.54), %                               | 4.63                    | 4.5-5.5          |           |           |
|  | Vitamin A, IU/lb                                      | 30600.                  | 36320            |           |           |
|  | <b>Platte-Sybesma L40(0Ca)RK-500 AvZC x Medicated</b> |                         | <b>02F-06356</b> |           |           |
|  |   | Equiv Crude Protein, %  | 37.5             | 39        |           |
|  |   | Oven Moisture, %        | 40.8             | 40        |           |
|  |   | Monensin, g/ton         | 508.             | 500       |           |
| Potassium, %                                       |   | 2.23                    | 2                |           |           |
| Crude Protein, %                                   |   | 42.3                    | 40               |           |           |
| Salt (Sodium X 2.54), %                            |   | 4.60                    | 4.5-5.5          |           |           |
| Vitamin A, IU/lb                                   | 34400.  | 36320                   |                  |           |           |
| <b>Koxy Krumbles</b>                               |   | <b>02F-07205</b>        |                  |           |           |
|  | Amprolium, %  | 1.01                    | 1.25             |           |           |
|  | Crude Fiber, %  | 6.61                    | 15               |           |           |
| <b>** Beef Feed Range Cubes</b>                    |   | <b>02F-07226</b>        |                  |           |           |
|  | Calcium, %  | 1.25                    | 1.8-2.3          | DEFICIENT |           |
|  | Crude Fiber, %  | 14.6                    | 15               |           |           |
|  | Equiv Crude Protein, %                                | 5.15                    | 5.2              |           |           |
| <b>47% Dehulled Soybean Meal Solvent Extracted</b> |   | <b>02F-14741</b>        |                  |           |           |
|  | Crude Protein, %                                      | 46.8                    | 42               |           |           |
| <b>CTC 4 Crumbles</b>                              |   | <b>02F-14742</b>        |                  |           |           |
|  | Crude Fiber, %  | 21.0                    | 29               |           |           |
|  | Chlortetracycline, g/lb                               | 3.77                    | 4                |           |           |
| <b>Crude Protein, %</b>                            |   | 12.9                    | 8                |           |           |
|  |   |                         |                  |           |           |
| <b>Phosphos 12 Mineral</b>                         |   | <b>02F-14743</b>        |                  |           |           |
|  | Calcium, %  | 12.5                    | 11.5-13.5        |           |           |
|  | Magnesium, %  | 1.74                    | 2                |           |           |
|  | Phosphorus, %   | 11.4                    | 12               |           |           |
|  | Salt (Sodium X 2.54), %                               | 11.6                    | 11-13            |           |           |
|  | Selenium, ug/g (ppm)                                  | 22.2                    | 22               |           |           |
| Vitamin A, IU/lb                                   | 239000.   | 200000                  |                  |           |           |
| <b>Steak Maker 40-20</b>                           |   | <b>02F-14744</b>        |                  |           |           |
|  | Calcium, %  | 6.56                    | 7-8              |           |           |
|  | Crude Fiber, %  | 5.61                    | 12               |           |           |
|  | Crude Protein, %                                      | 39.7                    | 40               |           |           |
|  | Salt (Sodium X 2.54), %                               | 4.04                    | 3.5-4.5          |           |           |

| Manufacturer<br>Location            | Product                             | Analyte                 | Found            | Claim     |  |
|-------------------------------------|-------------------------------------|-------------------------|------------------|-----------|--|
| Land O Lakes Inc.<br>Fort Dodge, IA | <b>Steakmaker 40-20 R500</b>        |                         | <b>02F-05304</b> |           |  |
|                                     |                                     | Calcium, %              | 6.74             | 7-8       |  |
|                                     |                                     | Crude Fiber, %          | 9.27             | 12        |  |
|                                     |                                     | Equiv Crude Protein, %  | 20.4             | 20        |  |
|                                     |                                     | Monensin, g/ton         | 485.             | 500       |  |
|                                     |                                     | Potassium, %            | 2.94             | 3         |  |
|                                     |                                     | Crude Protein, %        | 40.6             | 40        |  |
|                                     |                                     | Salt (Sodium X 2.54), % | 4.00             | 3.5-4.5   |  |
|                                     | Selenium, ug/g (ppm)                | 5.38                    | 4.1              |           |  |
|                                     | Vitamin A, IU/lb                    | 31800.                  | 40000            |           |  |
|                                     | <b>Creep Pasture Gest 14-B 68</b>   |                         | <b>02F-05313</b> |           |  |
|                                     |                                     | Crude Fiber, %          | 18.3             | 25        |  |
|                                     |                                     | Lasalocid, g/ton        | 61.8             | 68        |  |
|                                     |                                     | Crude Protein, %        | 15.4             | 14        |  |
|                                     | <b>Pro-Phos 12 Mineral</b>          |                         | <b>02F-05782</b> |           |  |
|                                     |                                     | Calcium, %              | 11.6             | 11.5-13.5 |  |
|                                     |                                     | Magnesium, %            | 1.78             | 2         |  |
|                                     |                                     | Phosphorus, %           | 11.3             | 12        |  |
|                                     |                                     | Salt by Sodium, lb/ton  | 12.6             | 11-13     |  |
|                                     |                                     | Selenium, ug/g (ppm)    | 20.5             | 22        |  |
|                                     | Vitamin A, IU/lb                    | 246000.                 | 200000           |           |  |
|                                     | <b>Herd Maker 16 B70 Pellet</b>     |                         | <b>02F-05783</b> |           |  |
|                                     |                                     | Acid Detergent Fiber, % | 7.29             | 9.5       |  |
|                                     |                                     | Lasalocid, g/ton        | 62.5             | 70        |  |
|                                     |                                     | Crude Protein, %        | 16.2             | 16        |  |
|                                     | <b>ProLeader</b>                    |                         | <b>02F-05784</b> |           |  |
|                                     |                                     | Calcium, %              | 3.08             | 2.8-3.8   |  |
|                                     |                                     | Lysine - Total, %       | 2.51             | 2.6       |  |
|                                     |                                     | Crude Protein, %        | 41.0             | 40        |  |
|                                     | <b>Country Choice Egg Maker BMD</b> |                         | <b>02F-06770</b> |           |  |
|                                     |                                     | Calcium, %              | 3.62             | 3.1-4.1   |  |
|                                     |                                     | Lysine - Total, %       | 0.915            | 0.77      |  |
| Methionine - Total, %               |                                     | 0.311                   | 0.33             |           |  |
|                                     | Crude Protein, %                    | 18.4                    | 18               |           |  |
| <b>Stock Starter OTC 250</b>        |                                     | <b>02F-06771</b>        |                  |           |  |
|                                     | Crude Fiber, %                      | 20.5                    | 25               |           |  |
|                                     | Oxytetracycline, g/ton              | 196.                    | 250              |           |  |
|                                     | Crude Protein, %                    | 13.2                    | 12               |           |  |
| <b>** Lean Gain Premix</b>          |                                     | <b>02F-06788</b>        |                  |           |  |
|                                     | Calcium, %                          | 20.1                    | 19.9-23.9        |           |  |
|                                     | Phosphorus, %                       | 9.22                    | 9                |           |  |
|                                     | Salt (Sodium X 2.54), %             | 12.9                    | 11.8-14.2        |           |  |
|                                     | Selenium, ug/g (ppm)                | 5.80                    | 9.2              | DEFICIENT |  |
|                                     | Vitamin A, IU/lb                    | 116000.                 | 111000           |           |  |
| <b>Steakmaker Grower 35-0</b>       |                                     | <b>02F-14977</b>        |                  |           |  |
|                                     | Calcium, %                          | 5.80                    | 6-7              |           |  |
|                                     | Crude Fiber, %                      | 3.46                    | 15               |           |  |
|                                     | Crude Protein, %                    | 34.3                    | 35               |           |  |
|                                     | Salt (Sodium X 2.54), %             | 3.58                    | 3-4              |           |  |
|                                     | Vitamin A, IU/lb                    | 25500.                  | 32000            |           |  |
| <b>Commercial Advantage 20 CX</b>   |                                     | <b>02F-15289</b>        |                  |           |  |
|                                     | Carbadox, g/ton                     | 48.0                    |                  |           |  |
|                                     | Crude Fat, %                        | 6.53                    |                  |           |  |
|                                     | Crude Protein, %                    | 22.5                    |                  |           |  |

| Manufacturer<br>Location                                | Product  | Analyte                 | Found            | Claim   |           |
|---|--|-------------------------|------------------|---------|-----------|
| <b>Land O Lakes/Farmland Feeds<br/>Sioux Falls, SD</b>  |  |                         |                  |         |           |
|   | <b>Luthold Heifer Developer B400 112801</b>    |                         | <b>02F-07341</b> |         |           |
|   |  | Calcium, %              | 2.24             | 2.2-2.7 |           |
|   |  | Equiv Crude Protein, %  | 10.5             | 11      |           |
|   |  | Lasalocid, g/ton        | 373.             | 400     |           |
|   |  | Crude Protein, %        | 36.9             | 36      |           |
|   |  | Selenium, ug/g (ppm)    | 4.98             | 5.5     |           |
|   |  | Vitamin A, IU/lb        | 41100.           | 50000   |           |
|   | <b>Rum-Liq 33</b>                              |                         | <b>02F-12512</b> |         |           |
|   |  | Vacuum Moisture, %      | 37.4             | 36      |           |
|   |  | Crude Protein, %        | 35.0             | 33      |           |
|   |  | Vitamin A, IU/lb        | 48400.           | 30000   |           |
| <b>Land O Lakes/Harvest States<br/>Fort Dodge, IA</b>   |  |                         |                  |         |           |
|   | <b>Pheasant Breeder Ration</b>                 |                         | <b>03F-00106</b> |         |           |
|   |  | Calcium, %              | 2.14             | 2.1-2.6 |           |
|   |  | Crude Protein, %        | 17.7             | 17      |           |
| <b>Land O Lakes/Harvest States<br/>Ft. Dodge, IA</b>    |  |                         |                  |         |           |
|   | <b>Beef Mix H 1.0 Medicated</b>                |                         | <b>02F-03238</b> |         |           |
|   |  | Calcium, %              | 3.14             | 3.5-4.5 |           |
|   |  | Crude Fiber, %          | 11.0             | 12      |           |
|   |  | Crude Protein, %        | 12.5             | 10      |           |
| <b>Lesterville Feed &amp; Grain<br/>Lesterville, SD</b> |  |                         |                  |         |           |
|   | <b>Country Pig</b>                             |                         | <b>02F-01808</b> |         |           |
|   |  | Calcium, %              | 1.85             | 2-3     |           |
|   |  | Crude Fat, %            | 30.1             | 18      |           |
|   |  | Crude Protein, %        | 15.2             | 15      |           |
|   | <b>Country Mix Concentrate</b>                 |                         | <b>02F-01811</b> |         |           |
|   |  | Calcium, %              | 3.84             | 3.8-4.8 |           |
|   |  | Lysine - Total, %       | 3.09             | 2.9     |           |
|   |  | Crude Protein, %        | 39.2             | 40      |           |
|   | <b>*** Custom Beef Popper</b>                  |                         | <b>02F-01812</b> |         |           |
|   |  | Calcium, %              | 4.33             | 3-4     |           |
|   |  | Crude Fat, %            | 5.98             | 6       |           |
|   |  | Lasalocid, g/ton        | 443.             | 500     |           |
|   |  | Crude Protein, %        | 34.8             | 37      | DEFICIENT |
|   |  | Vitamin A, IU/lb        | 42500.           | 40000   |           |
| <b>Manna Pro Corporation<br/>St. Louis, MO</b>          |  |                         |                  |         |           |
|   | <b>Aureomycin</b>                              |                         | <b>02F-00742</b> |         |           |
|   |  | Crude Fiber, %          | 15.4             | 25      |           |
|   |  | Chlortetracycline, g/lb | 3.64             | 4       |           |
|   |  | Crude Protein, %        | 10.0             | 9       |           |
|   | <b>Unimilk</b>                                 |                         | <b>02F-00745</b> |         |           |
|   |  | Fat: Roese Gottlieb, %  | 16.1             | 15      |           |
|   |  | Oven Moisture, %        | 3.59             | 6       |           |
|   |  | Crude Protein, %        | 22.8             | 22      |           |
|   |  | Vitamin A, IU/lb        | 24800.           | 30000   |           |
|   | <b>Manna All Purpose Mineral with Vitamins</b> |                         | <b>02F-05278</b> |         |           |
|   |  | Calcium, %              | 24.6             | 23-27.6 |           |
|   |  | Phosphorus, %           | 4.19             | 4       |           |
|   |  | Salt (ChlorideX1.65), % | 19.0             | 16-19.2 |           |
|   |  | Salt (Sodium X 2.54), % | 14.4             | 16-19.2 | DEFICIENT |



| Manufacturer Location                  | Product  | Analyte                 | Found            | Claim   |           |
|--|--|-------------------------|------------------|---------|-----------|
|  | <b>Optimil Concentrate Calf Supplement</b>       |                         | <b>02F-07176</b> |         |           |
|  |  | Oxytetracycline, g/lb   | 2.74             | 3.2     |           |
|  |  | Crude Protein, %        | 7.97             | 6.5     |           |
|  |  | Vitamin A, IU/lb        | 696000.          | 800000  |           |
|  | <b>Bite-sized Apple Flavored Nuggets</b>         |                         | <b>02F-07178</b> |         |           |
|  |  | Crude Fiber, %          | 11.8             | 15      |           |
|  |  | Crude Protein, %        | 17.3             | 16      |           |
|  | <b>Manna All Purpose Mineral w/ Vitamins</b>     |                         | <b>02F-14704</b> |         |           |
|  |  | Calcium, %              | 25.0             | 23-27.6 |           |
|  |  | Phosphorus, %           | 3.66             | 4       |           |
|  |  | Salt (Sodium X 2.54), % | 15.0             | 16-19.2 |           |
|  | <b>** All Purpose 4% Mineral Block</b>           |                         | <b>02F-14705</b> |         |           |
|  |  | Calcium, %              | 25.6             | 21-25   |           |
|  |  | Phosphorus, %           | 3.40             | 4       | DEFICIENT |
|  |  | Salt (Sodium X 2.54), % | 14.9             | 16-19   |           |
|  |  | Selenium, ppm           | 3.66             | 3.5     |           |
| <b>McFleeg Inc</b>                     |  |                         |                  |         |           |
| <b>Watertown, SD</b>                   |  |                         |                  |         |           |
|  | <b>** Soybean Meal</b>                           |                         | <b>02F-05296</b> |         |           |
|  |  | Crude Protein, %        | 42.1             | 44      | DEFICIENT |
|  | <b>McFeeg Focus-Gilt Developer</b>               |                         | <b>02F-07398</b> |         |           |
|  |  | Calcium, %              | 12.6             | 11-13   |           |
|  |  | Crude Fat, %            | 4.76             | 5       |           |
|  |  | Phosphorus, %           | 4.83             | 5       |           |
|  |  | Crude Protein, %        | 26.2             | 25      |           |
|  | <b>McFeeg Max Two Turkey Starter Pak</b>         |                         | <b>02F-07399</b> |         |           |
|  |  | Calcium, %              | 8.53             | 8-9.5   |           |
|  |  | Crude Fat, %            | 5.84             | 5.5     |           |
|  |  | Phosphorus, %           | 4.24             | 4.5     |           |
|  |  | Crude Protein, %        | 48.5             | 46      |           |
| <b>Mid-States Distributing Company</b> |  |                         |                  |         |           |
| <b>St Paul, MN</b>                     |  |                         |                  |         |           |
|  | <b>DuraLife 37% Block</b>                        |                         | <b>02F-01807</b> |         |           |
|  |  | Calcium, %              | 7.23             | 6-7     |           |
|  |  | Equiv Crude Protein, %  | 18.8             | 18.5    |           |
|  |  | Crude Protein, %        | 37.2             | 37      |           |
|  |  | Salt (Sodium X 2.54), % | 14.9             | 16-19   |           |
|  |  | Sodium, %               | 5.85             | 5-7     |           |
|  |  | Vitamin A, IU/lb        | 27400.           | 29000   |           |
|  | <b>37% Block (stl)</b>                           |                         | <b>02F-07365</b> |         |           |
|  |  | Calcium, %              | 6.59             | 6-7     |           |
|  |  | Equiv Crude Protein, %  | 18.6             | 18.5    |           |
|  |  | Crude Protein, %        | 37.0             | 37      |           |
|  |  | Salt (Sodium X 2.54), % | 14.6             | 16-19   |           |
|  |  | Sodium, %               | 5.73             | 5-7     |           |
|  |  | Vitamin A, IU/lb        | 24900.           | 29000   |           |
|  | <b>Dura Block (stl) Horse Block</b>              |                         | <b>02F-07367</b> |         |           |
|  |  | Calcium, %              | 5.94             | 6-6     |           |
|  |  | Phosphorus, %           | 3.06             | 3.25    |           |
|  |  | Crude Protein, %        | 18.3             | 18      |           |
|  |  | Vitamin A, IU/lb        | 28900.           | 33000   |           |
|  | <b>Dura Life Cat Food - Savory Salmon Dinner</b> |                         | <b>02F-07404</b> |         |           |
|  |  | Ash, %                  | 1.90             | 3       |           |
|  |  | Oven Moisture, %        | 78.3             | 78      |           |
|  |  | Crude Protein, %        | 11.8             | 10      |           |
|  |  | Taurine - Total, %      | 0.046            | 0.05    |           |

| Manufacturer Location           | Product  | Analyte                 | Found            | Claim     |           |
|---------------------------------|--|-------------------------|------------------|-----------|-----------|
|                                 | *** Duralife Mineral Block STL                         |                         | <b>02F-14726</b> |           |           |
|                                 |  | Calcium, %              | 17.6             | 23-27     | DEFICIENT |
|                                 | Phosphorus, %  | 3.05                    | 4                | DEFICIENT |           |
|                                 | Salt (ChlorideX1.65), %                                | 15.6                    | 18-21            | DEFICIENT |           |
|                                 | Salt (Sodium X 2.54), %                                | 14.3                    | 18-21            | DEFICIENT |           |
|                                 | Sodium, %  | 5.62                    | 6-8              |           |           |
|                                 | Vitamin A, IU/lb                                       | 48400.                  | 79000            | DEFICIENT |           |
|                                 | *** 37% Block STL                                      |                         | <b>02F-14727</b> |           |           |
|                                 |  | Calcium, %              | 6.12             | 6-7       |           |
|                                 |  | Crude Protein, %        | 38.9             | 37        |           |
| Salt (Sodium X 2.54), %         |  | 14.7                    | 16-19            |           |           |
| Sodium, %                       |  | 5.78                    | 5-7              |           |           |
| Vitamin A, IU/lb                | 16700.   | 29000                   | DEFICIENT        |           |           |
| <b>Midwest Agri-Commodities</b> |  |                         |                  |           |           |
| <b>Corte Madera, CA</b>         |  |                         |                  |           |           |
|                                 | Beet Pulp Shreds w/Molasses                            |                         | <b>02F-05295</b> |           |           |
|                                 |  | Crude Fiber, %          | 17.8             | 22        |           |
|                                 | Crude Protein, %                                       | 7.62                    | 6                |           |           |
| Beet Pulp                       |  | <b>02F-07223</b>        |                  |           |           |
|                                 | Crude Fiber, %   | 19.4                    | 22               |           |           |
| Crude Protein, %                | 8.28   | 6                       |                  |           |           |
| <b>Midwestern Pet Food Inc.</b> |  |                         |                  |           |           |
| <b>Evansville, IN</b>           |  |                         |                  |           |           |
|                                 | Pro Pac Cat Adult Premium Cat Food Chicken Rice & Lamb |                         | <b>02F-00750</b> |           |           |
|                                 |  | Ash, %                  | 2.35             | 1.9       |           |
|                                 |  | Oven Moisture, %        | 71.7             | 78        |           |
|                                 |  | Total Fat, %            | 8.410            | 5         |           |
|                                 |  | Crude Protein, %        | 9.54             | 9         |           |
| <b>Mighty Deer Lick</b>         |  |                         |                  |           |           |
| <b>Powers, MI</b>               |  |                         |                  |           |           |
|                                 | Mighty Deer Lick Sweet Apple                           |                         | <b>02F-08680</b> |           |           |
|                                 |  | Salt (Sodium X 2.54), % | 94.5             | 93-98     |           |
| <b>Milk Specialties Company</b> |  |                         |                  |           |           |
| <b>Dundee, IL</b>               |  |                         |                  |           |           |
| ***                             | Advanced Calf Medic Medicated                          |                         | <b>02F-01805</b> |           |           |
|                                 |  | Ash, %                  | 10.1             | 10        |           |
|                                 |  | Fat: Roese Gottlieb, %  | 26.2             | 25        |           |
|                                 |  | Oxytetracycline, g/ton  | 674.             | 800       |           |
|                                 |  | Crude Protein, %        | 20.9             | 20        |           |
|                                 |  | Sodium, %               | 1.39             | 1         |           |
|                                 | Vitamin A, IU/lb                                       | 40000.                  | 100000           | DEFICIENT |           |
|                                 | Advance Prolyte Plus                                   |                         | <b>02F-14729</b> |           |           |
|                                 |  | Dextrose, %             | 59.3             | 60        |           |
|                                 |  | Salt (ChlorideX1.65), % | 10.4             | 7.25-7.75 | EXCESSIVE |
| Salt (Sodium X 2.54), %         |  | 10.6                    | 7.25-7.75        | EXCESSIVE |           |
| Sodium, %                       | 4.19   | 4-5                     |                  |           |           |
| <b>Morton International Inc</b> |  |                         |                  |           |           |
| <b>Chicago, IL</b>              |  |                         |                  |           |           |
|                                 | Morton R Iofixt R T-M Salt Brick                       |                         | <b>02F-02929</b> |           |           |
|                                 |  | Salt (Sodium X 2.54), % | 93.7             | 97-98.5   |           |

| Manufacturer<br>Location   | Product                                      | Analyte | Found            | Claim     |           |
|----------------------------|--|---------|------------------|-----------|-----------|
| <b>Muellers Feed Mill</b>  |  |         |                  |           |           |
| <b>Martin, SD</b>          |  |         |                  |           |           |
|                            | <b>Mueller Deccox Crumbles</b>               |         | <b>02F-00710</b> |           |           |
|                            | Crude Fiber, %                               |         | 8.75             | 29        |           |
|                            | Decoquinatate, g/ton                         |         | 770.             | 908       |           |
|                            | Crude Fat, %                                 |         | 2.32             | 2         |           |
|                            | Crude Protein, %                             |         | 16.7             | 15        |           |
|                            | <b>Beef Ranger 20</b>                        |         | <b>02F-02604</b> |           |           |
|                            | Crude Fiber, %                               |         | 8.81             | 12        |           |
|                            | Crude Protein, %                             |         | 19.7             | 20        |           |
|                            | Vitamin A, IU/lb                             |         | 28300.           | 30000     |           |
|                            | <b>** 16% Complete Layer</b>                 |         | <b>02F-02605</b> |           |           |
|                            | Calcium, %                                   |         | 2.28             | 2.75-3.75 | DEFICIENT |
|                            | Crude Protein, %                             |         | 17.4             | 16        |           |
| <b>Nabisco Foods</b>       |  |         |                  |           |           |
| <b>E Hanover, NJ</b>       |  |         |                  |           |           |
|                            | <b>Milk Bone Dog Treats</b>                  |         | <b>02F-01821</b> |           |           |
|                            | Crude Fat, %                                 |         | 6.42             | 5         |           |
|                            | Oven Moisture, %                             |         | 7.95             | 12.5      |           |
|                            | Crude Protein, %                             |         | 19.5             | 15        |           |
| <b>Nash Finch</b>          |  |         |                  |           |           |
| <b>Minneapolis, MN</b>     |  |         |                  |           |           |
|                            | <b>Our Family Beef Jerky Strips</b>          |         | <b>02F-02738</b> |           |           |
|                            | Crude Fat, %                                 |         | 11.2             | 10        |           |
|                            | Oven Moisture, %                             |         | 22.0             | 24        |           |
|                            | Crude Protein, %                             |         | 33.4             | 30        |           |
|                            | <b>Our Family Chunk Style Dog Food</b>       |         | <b>02F-02740</b> |           |           |
|                            | Fat: Acid Hydrolysis, %                      |         | 10.0             | 10        |           |
|                            | Oven Moisture, %                             |         | 7.84             | 12        |           |
|                            | Crude Protein, %                             |         | 24.0             | 21        |           |
|                            | <b>Fame Cat Food</b>                         |         | <b>02F-07369</b> |           |           |
|                            | Crude Fat, %                                 |         | 10.1             | 9         |           |
|                            | Oven Moisture, %                             |         | 6.78             | 12        |           |
|                            | Crude Protein, %                             |         | 32.6             | 30        |           |
|                            | <b>100% Complete &amp; Balanced Dog Food</b> |         | <b>02F-07370</b> |           |           |
|                            | Fat: Acid Hydrolysis, %                      |         | 10.9             | 10        |           |
|                            | Oven Moisture, %                             |         | 8.08             | 12        |           |
|                            | Crude Protein, %                             |         | 22.2             | 21        |           |
| <b>Natura Pet Products</b> |  |         |                  |           |           |
| <b>Santa Clara, CA</b>     |  |         |                  |           |           |
|                            | <b>** Dog Food</b>                           |         | <b>02F-00751</b> |           |           |
|                            | Oven Moisture, %                             |         | 75.7             | 74        |           |
|                            | Total Fat, %                                 |         | 7.770            | 6         |           |
|                            | Crude Protein, %                             |         | 7.39             | 9         | DEFICIENT |
|                            | <b>Innova Dog Food</b>                       |         | <b>02F-00752</b> |           |           |
|                            | Oven Moisture, %                             |         | 76.4             | 74        |           |
|                            | Total Fat, %                                 |         | 6.760            | 6         |           |
|                            | Crude Protein, %                             |         | 9.75             | 9         |           |
| <b>Nestle Purina</b>       |  |         |                  |           |           |
| <b>St. Louis, MO</b>       |  |         |                  |           |           |
|                            | <b>ALPO Chunky with Liver</b>                |         | <b>02F-17991</b> |           |           |
|                            | Oven Moisture, %                             |         | 76.5             | 78        |           |
|                            | Total Fat, %                                 |         | 6.040            | 5         |           |
|                            | Crude Protein, %                             |         | 11.7             | 10        |           |

| Manufacturer<br>Location           | Product   | Analyte                  | Found            | Claim   |           |
|------------------------------------|---|--------------------------|------------------|---------|-----------|
| <b>New Generation Feeds</b>        |   |                          |                  |         |           |
| <b>Belle Fourche, SD</b>           |   |                          |                  |         |           |
|                                    | <b>** SmartLic R NE-Mag 22</b>                        |                          | <b>02F-02926</b> |         |           |
|                                    |   | Calcium, %               | 2.28             | 2.3-2.8 |           |
|                                    |   | Equiv Crude Protein, %   | 8.76             | 10      |           |
|                                    |   | Fat: Roese Gottlieb, %   | 4.91             |         |           |
|                                    |   | Magnesium, %             | 1.87             | 2       |           |
|                                    |   | Phosphorus, %            | 1.94             | 2       |           |
|                                    |   | Potassium, %             | 1.97             | 2.5     | DEFICIENT |
|                                    |   | Crude Protein, %         | 22.0             | 22      |           |
|                                    |   | Selenium, ug/g (ppm)     | 8.16             | 6.6     |           |
|                                    |   | Vitamin A, IU/lb         | 82500.           | 80000   |           |
| <b>New Underwood Grain</b>         |   |                          |                  |         |           |
| <b>New Underwood, SD</b>           |   |                          |                  |         |           |
|                                    | <b>Chicken Scratch</b>                                |                          | <b>02F-03784</b> |         |           |
|                                    |   | Crude Protein, %         | 10.2             | 10      |           |
| <b>North American Salt Company</b> |   |                          |                  |         |           |
| <b>Overland Park, KS</b>           |   |                          |                  |         |           |
|                                    | <b>American Stockman Trace Mineralized Stock Salt</b> |                          | <b>02F-14719</b> |         |           |
|                                    |   | Salt (ChlorideX1.65), %  | 96.3             | 96-99   |           |
|                                    |   | Salt (Sodium X 2.54), %  | 95.1             | 96-99   |           |
| <b>Northern Plains Coop</b>        |   |                          |                  |         |           |
| <b>Dupree, SD</b>                  |   |                          |                  |         |           |
|                                    | <b>Sweet Chop</b>                                     |                          | <b>02F-12516</b> |         |           |
|                                    |   | Crude Protein, %         | 12.2             | 10      |           |
| <b>Northern Plains Seed</b>        |   |                          |                  |         |           |
| <b>Sioux Falls, SD</b>             |   |                          |                  |         |           |
|                                    | <b>Classic</b>  |                          | <b>02F-07338</b> |         |           |
|                                    |   | Crude Fiber, %           | 8.94             | 14      |           |
|                                    |   | Crude Fat, %             | 19.6             | 10      |           |
|                                    |   | Crude Protein, %         | 12.5             | 12      |           |
|                                    | <b>Fancy Finch Mix</b>                                |                          | <b>02F-07339</b> |         |           |
|                                    |   | Crude Fiber, %           | 10.5             | 13      |           |
|                                    |   | Crude Fat, %             | 18.7             | 16      |           |
|                                    |   | Crude Protein, %         | 16.6             | 15      |           |
| <b>Nutrena Feeds</b>               |   |                          |                  |         |           |
| <b>Minneapolis, MN</b>             |   |                          |                  |         |           |
|                                    | <b>** TM Crumbles</b>                                 |                          | <b>02F-00741</b> |         |           |
|                                    |   | Crude Fiber, %           | 10.8             | 15      |           |
|                                    |   | Chlortetracycline, g/ton | 23.8             | 0       | EXCESSIVE |
|                                    |   | Oxytetracycline, g/lb    | 1.33             | 2       | DEFICIENT |
|                                    |   | Crude Protein, %         | 16.7             | 14      |           |
|                                    |   | Vitamin A, IU/lb         | 130000.          | 27000   |           |
|                                    | <b>** Rabbit Pellets</b>                              |                          | <b>02F-00744</b> |         |           |
|                                    |   | Crude Fiber, %           | 15.3             | 17-20   |           |
|                                    |   | Crude Protein, %         | 16.8             | 16      |           |
|                                    | <b>Naturewise Gamebird Grower</b>                     |                          | <b>02F-00909</b> |         |           |
|                                    |   | Lysine - Total, %        | 1.13             | 1.1     |           |
|                                    |   | Methionine - Total, %    | 0.362            | 0.45    |           |
|                                    |   | Crude Protein, %         | 20.4             | 20      |           |
|                                    | <b>Triumph - 10 Sweet Feed</b>                        |                          | <b>02F-04828</b> |         |           |
|                                    |   | Crude Fiber, %           | 9.49             | 17      |           |
|                                    |   | Crude Protein, %         | 13.6             | 10      |           |

| Manufacturer Location                   | Product   | Analyte                 | Found            | Claim     |           |
|---|---|-------------------------|------------------|-----------|-----------|
|   | <b>Nutrena Sweet Nuggets Horse Treats</b>             |                         | <b>02F-07211</b> |           |           |
|   |   | Crude Fat, %            | 10.4             | 8.5       |           |
|   |   | Crude Protein, %        | 11.7             | 10        |           |
|   | <b>Naturewise Cracked Corn</b>                        |                         | <b>02F-14707</b> |           |           |
|   |   | Crude Protein, %        | 6.85             | 7         |           |
|   | <b>Naturewise Starter/Grower Crumbs-Unmedicated</b>   |                         | <b>02F-14713</b> |           |           |
|   |   | Lysine - Total, %       | 0.853            | 0.85      |           |
|   |   | Methionine - Total, %   | 0.265            | 0.3       |           |
|   |   | Crude Protein, %        | 18.3             | 18        |           |
|   | <b>** Dairyway Calf Starter Textured 18/Medicated</b> |                         | <b>02F-14714</b> |           |           |
|   | Acid Detergent Fiber, %                               | 7.32                    | 8.2              |           |           |
|   | Decoquinatate, g/ton                                  | 44.7                    | 50               |           |           |
|   | Crude Protein, %                                      | 16.7                    | 18               | DEFICIENT |           |
|   | Vitamin A, IU/lb                                      | 17500.                  | 20000            |           |           |
| <b>Aureomycin 4G Crumbles</b>           |   | <b>02F-14728</b>        |                  |           |           |
|   | Chlortetracycline, g/lb                               | 4.08                    | 4                |           |           |
| <b>Naturewise Prem. Gamebird Feed</b>   |   | <b>02F-14732</b>        |                  |           |           |
|   | Lysine - Total, %                                     | 1.26                    | 1.1              |           |           |
|   | Methionine - Total, %                                 | 0.375                   | 0.4              |           |           |
|   | Crude Protein, %                                      | 21.5                    | 20               |           |           |
| <b>** Natures Choice Rabbit Pellets</b> |   | <b>02F-14733</b>        |                  |           |           |
|   | Crude Fiber, %  | 20.9                    | 17-20            |           |           |
|   | Crude Protein, %                                      | 14.5                    | 16               | DEFICIENT |           |
| <b>Nutritec Inc.</b>                    |   |                         |                  |           |           |
| <b>Vernon Hills, IL</b>                 |   |                         |                  |           |           |
|   | <b>Apple Flavored Vita Treats</b>                     |                         | <b>02F-02509</b> |           |           |
|   |   | Ash, %                  | 5.34             | 6         |           |
|   |   | Crude Protein, %        | 15.9             | 14.4      |           |
| <b>Nylabone Products</b>                |   |                         |                  |           |           |
| <b>Neptune, NJ</b>                      |   |                         |                  |           |           |
|   | <b>** Flexibone Carrot Dog Chew</b>                   |                         | <b>02F-02739</b> |           |           |
|   |   | Ash, %                  | 4.45             | 6         |           |
|   |   | Oven Moisture, %        | 9.68             | 13        |           |
|   |   | Crude Protein, %        | 28.8             | 35        | DEFICIENT |
| <b>Path Valley Farm</b>                 |   |                         |                  |           |           |
| <b>Willow Hill, PA</b>                  |   |                         |                  |           |           |
|   | <b>Path Valley Farm Ferret Formula</b>                |                         | <b>02F-02492</b> |           |           |
|   |   | Fat: Acid Hydrolysis, % | 20.5             | 22        |           |
|   |   | Oven Moisture, %        | 5.34             | 10        |           |
|   |   | Omega-3 Fatty Acids, %  | 0.510            | 0.5       |           |
|   |   | Omega-6 Fatty Acids, %  | 3.86             | 3.5       |           |
|   |   | Crude Protein, %        | 37.7             | 34        |           |
|   |   | Taurine - Total, %      | 0.122            | 0.15      |           |
| <b>Penn Pak Inc</b>                     |   |                         |                  |           |           |
| <b>Madison, GA</b>                      |   |                         |                  |           |           |
|   | <b>Pennington Sunflower Seed</b>                      |                         | <b>02F-02741</b> |           |           |
|   |   | Crude Fiber, %          | 18.7             | 35        |           |
|   |   | Crude Fat, %            | 37.5             | 20        |           |
|   |   | Crude Protein, %        | 17.8             | 14        |           |
| <b>Pet Pro Products Inc.</b>            |   |                         |                  |           |           |
| <b>Los Angeles, CA</b>                  |   |                         |                  |           |           |
|   | <b>** Health Pro R Vita Gravy DVM Formula</b>         |                         | <b>02F-02732</b> |           |           |
|   |   | Fat: Acid Hydrolysis, % | 3.64             | 3         |           |
|   |   | Linoleic Acid 18:2, %   | 0.460            | 3         | DEFICIENT |
|   |   | Oven Moisture, %        | 84.3             | 85.6      |           |

| Manufacturer Location                    | Product   | Analyte                 | Found            | Claim     |           |  |
|--|---|-------------------------|------------------|-----------|-----------|--|
| PMI Nutrition Inc<br>Brentwood, MO       | *** Health Pro-Vita Gravy "Bacon n Cheese"            |                         | <b>02F-07351</b> |           |           |  |
|  |   | Crude Fat, %            | 3.06             | 3-4       |           |  |
|  |   | Linoleic Acid 18:2, %   | 0.378            | 3         | DEFICIENT |  |
|  |   | Oven Moisture, %        | 84.4             | 85.6      |           |  |
|  | *** Health Pro-Daily Vita Gravy For Dog Food "T Bone" |                         | <b>02F-07352</b> |           |           |  |
|  |   | Crude Fat, %            | 3.24             | 3-4       |           |  |
|  |   | Linoleic Acid 18:2, %   | 0.416            | 3         | DEFICIENT |  |
|  |   | Oven Moisture, %        | 83.5             | 85.6      |           |  |
|  | *** Health Pro-Vita Gravy For Dog Food "chicken"      |                         | <b>02F-07353</b> |           |           |  |
| Crude Fat, %                             |   | 2.91                    | 3-4              |           |           |  |
| Linoleic Acid 18:2, %                    |   | 0.363                   | 3                | DEFICIENT |           |  |
|  | Oven Moisture, %                                      | 84.4                    | 85.6             |           |           |  |
| PMI Nutrition Inc<br>Brentwood, MO       | Mazuri Chinchilla Diet                                |                         | <b>02F-03936</b> |           |           |  |
|  |   | Ash, %                  | 7.38             | 9         |           |  |
|  |   | Crude Fiber, %          | 14.7             | 18        |           |  |
|  |   | Oven Moisture, %        | 11.0             | 12        |           |  |
|  | Crude Protein, %                                      | 21.7                    | 20               |           |           |  |
| Prairie Pride<br>Mankato, MN             | *** Prairie Pride Deer Game Blk                       |                         | <b>02F-00810</b> |           |           |  |
|  |   | Calcium, %              | 3.91             | 4-5       |           |  |
|  |   | Crude Protein, %        | 14.8             | 14        |           |  |
|  |   | Salt (Sodium X 2.54), % | 8.68             | 9-10      |           |  |
|  |   | Vitamin A, IU/lb        | 12800.           | 20000     | DEFICIENT |  |
|  | High Energy Horse Block                               |                         | <b>02F-07179</b> |           |           |  |
|  |   | Calcium, %              | 4.65             | 4-5       |           |  |
|  |   | Crude Protein, %        | 16.4             | 16        |           |  |
|  |   | Salt (Sodium X 2.54), % | 16.2             | 14-16     |           |  |
|  |   | Vitamin A, IU/lb        | 21600.           | 25000     |           |  |
|  | High Energy Horse Block                               |                         | <b>02F-14706</b> |           |           |  |
|  |   | Calcium, %              | 4.60             | 4-5       |           |  |
|  |   | Crude Protein, %        | 15.9             | 16        |           |  |
|  |   | Salt (Sodium X 2.54), % | 15.8             | 14-16     |           |  |
|  |   | Vitamin A, IU/lb        | 19300.           | 25000     |           |  |
| Prairie Pride Deer Block                 |   | <b>02F-15313</b>        |                  |           |           |  |
|  | Calcium, %  | 4.52                    | 4-5              |           |           |  |
|  | Crude Protein, %                                      | 14.2                    | 14               |           |           |  |
|  | Salt (Sodium X 2.54), %                               | 9.50                    | 9-10             |           |           |  |
|  | Vitamin A, IU/lb                                      | 18000.                  | 20000            |           |           |  |
| Premier Farmtech<br>Kansas City, MO      | Aureomycin 50g  |                         | <b>02F-03349</b> |           |           |  |
|  |   | Chlortetracycline, g/lb | 53.8             | 50        |           |  |
| Professional Pet Foods<br>St. Thomas, MO | *** Professional Adult Cat Reduced Fat                |                         | <b>02F-02493</b> |           |           |  |
|  |   | Ash, %                  | 4.78             | 5         |           |  |
|  |   | Fat: Acid Hydrolysis, % | 15.6             | 14-16     |           |  |
|  |   | Oven Moisture, %        | 1.93             | 10        |           |  |
|  |   | Omega-3 Fatty Acids, %  | 0.382            | 0.4       |           |  |
|  |   | Omega-6 Fatty Acids, %  | 3.67             | 2.4       |           |  |
|  |   | Crude Protein, %        | 28.7             | 28        |           |  |
|  |   | Taurine - Total, %      | 0.111            | 0.15      | DEFICIENT |  |

| Manufacturer Location    | Product  | Analyte | Found            | Claim     |           |
|--------------------------|--|---------|------------------|-----------|-----------|
| <b>Profile Nutrition</b> |  |         |                  |           |           |
| <b>Arden Hills, MN</b>   |  |         |                  |           |           |
|                          | <b>Profile Meat Maker Finisher 20 AMP</b>        |         | <b>02F-06872</b> |           |           |
|                          | Amprolium, %                                     |         | 0.0176           | 0.0175    |           |
|                          | Lysine - Total, %                                |         | 1.13             | 1.1       |           |
|                          | Methionine - Total, %                            |         | 0.429            | 0.4       |           |
|                          | Crude Protein, %                                 |         | 19.5             | 20        |           |
|                          | <b>Profile Turkey &amp; Pheasant Starter</b>     |         | <b>02F-06873</b> |           |           |
|                          | Amprolium, %                                     |         | 0.0168           | 0.0175    |           |
|                          | Lysine - Total, %                                |         | 1.83             | 1.7       |           |
|                          | Methionine - Total, %                            |         | 0.483            | 0.6       |           |
|                          | Crude Protein, %                                 |         | 31.2             | 30        |           |
|                          | <b>Profile Turkey Starter BMD</b>                |         | <b>02F-17187</b> |           |           |
|                          | Lysine - Total, %                                |         | 1.90             | 1.7       |           |
|                          | Methionine - Total, %                            |         | 0.620            | 0.6       |           |
|                          | Crude Protein, %                                 |         | 30.2             | 30        |           |
| <b>Purina Mills</b>      |  |         |                  |           |           |
| <b>St. Louis, MO</b>     |  |         |                  |           |           |
|                          | <b>Purina One Biscuits</b>                       |         | <b>02F-01223</b> |           |           |
|                          | Crude Fat, %                                     |         | 5.72             | 6         |           |
|                          | Oven Moisture, %                                 |         | 8.15             | 12        |           |
|                          | Crude Protein, %                                 |         | 21.3             | 20        |           |
|                          | <b>Purina Accuration 2HL RM 130</b>              |         | <b>02F-02219</b> |           |           |
|                          | Calcium, %                                       |         | 2.13             | 1.5-2     |           |
|                          | Equiv Crude Protein, %                           |         | 16.6             | 16        |           |
|                          | Crude Fat, %                                     |         | 9.86             | 9         |           |
|                          | Monensin, g/ton                                  |         | 117.             | 130       |           |
|                          | Crude Protein, %                                 |         | 33.5             | 32        |           |
|                          | Salt (Sodium X 2.54), %                          |         | 5.13             | 4.5-5.5   |           |
|                          | <b>** Purina Mills Start and Grow</b>            |         | <b>02F-03933</b> |           |           |
|                          | Crude Protein, %                                 |         | 16.2             | 17        | DEFICIENT |
|                          | <b>** Sup-R-Block 2N HL</b>                      |         | <b>02F-03934</b> |           |           |
|                          | Calcium, %                                       |         | 3.04             | 1.75-2.25 | EXCESSIVE |
|                          | Magnesium, %                                     |         | 3.50             | 2         |           |
|                          | Crude Protein, %                                 |         | 19.2             | 20        | DEFICIENT |
|                          | <b>Purina Premium Wild Bird Block</b>            |         | <b>02F-03935</b> |           |           |
|                          | Calcium, %                                       |         | 2.03             | 1.5-2     |           |
|                          | Crude Protein, %                                 |         | 9.79             | 6         |           |
|                          | <b>Purina Strategy Professional Formula GX</b>   |         | <b>02F-04534</b> |           |           |
|                          | Crude Fat, %                                     |         | 6.37             | 6         |           |
|                          | Crude Protein, %                                 |         | 15.1             | 14        |           |
|                          | <b>Sweetooth Feed and Forage Coating</b>         |         | <b>02F-05297</b> |           |           |
|                          | Equiv Crude Protein, %                           |         | 6.66             | 8         |           |
|                          | Crude Protein, %                                 |         | 11.2             | 10        |           |
|                          | <b>Animax</b>                                    |         | <b>02F-05298</b> |           |           |
|                          | Acid Detergent Fiber, %                          |         | 4.20             | 6         |           |
|                          | Lysine - Total, %                                |         | 1.66             | 1.5       |           |
|                          | Methionine - Total, %                            |         | 0.378            | 0.4       |           |
|                          | Crude Protein, %                                 |         | 28.7             | 28        |           |
|                          | <b>** Purina Accuration Concentrate 32 RM130</b> |         | <b>02F-05801</b> |           |           |
|                          | Calcium, %                                       |         | 1.89             | 2.2-2.7   | DEFICIENT |
|                          | Equiv Crude Protein, %                           |         | 16.8             | 19        |           |
|                          | Crude Fat, %                                     |         | 10.0             | 12.5      | DEFICIENT |
|                          | Monensin, g/ton                                  |         | 137.             | 130       |           |
|                          | Crude Protein, %                                 |         | 33.5             | 32        |           |
|                          | Salt (Sodium X 2.54), %                          |         | 4.95             | 5.5-6.5   |           |

| Manufacturer Location | Product                                   | Analyte                 | Found            | Claim     |
|-----------------------|---|-------------------------|------------------|-----------|
|                       | <b>Team Lean Gro/Fin Pak</b>              |                         | <b>02F-06767</b> |           |
|                       |   | Calcium, %              | 15.0             | 15-17     |
|                       |   | Phosphorus, %           | 6.14             | 5.75      |
|                       |   | Crude Protein, %        | 11.1             | 6         |
|                       |   | Salt (Sodium X 2.54), % | 11.0             | 9.8-11.7  |
|                       |   | Selenium, ug/g (ppm)    | 6.65             | 6         |
|                       | <b>Purina CommercialFeedlot 50 RM 400</b> |                         | <b>02F-06769</b> |           |
|                       |   | Calcium, %              | 6.64             | 6.5-7.5   |
|                       |   | Crude Fiber, %          | 5.76             | 11        |
|                       |   | Equiv Crude Protein, %  | 24.5             | 25        |
|                       |   | Monensin, g/ton         | 385.             | 400       |
|                       |   | Crude Protein, %        | 51.4             | 50        |
|                       |   | Vitamin A, IU/lb        | 37800.           | 33500     |
|                       | <b>NutriBlend Gold</b>                    |                         | <b>02F-06792</b> |           |
|                       |   | Ash, %                  | 5.19             | 6.5       |
|                       |   | Crude Fat, %            | 6.62             | 7         |
|                       |   | Crude Protein, %        | 17.3             | 14        |
|                       | <b>Purina Accuration</b>                  |                         | <b>02F-06911</b> |           |
|                       |   | Calcium, %              | 1.98             | 1-2       |
|                       |   | Equiv Crude Protein, %  | 17.0             | 16        |
|                       |   | Crude Fat, %            | 9.40             | 5         |
|                       |   | Crude Protein, %        | 32.8             | 32        |
|                       |   | Salt (Sodium X 2.54), % | 5.23             | 4.5-5.5   |
|                       | <b>Hog Chow 40 w/o</b>                    |                         | <b>02F-06919</b> |           |
|                       |   | Calcium, %              | 4.34             | 3.5-4.5   |
|                       |   | Lysine - Total, %       | 2.34             | 2.33      |
|                       |   | Crude Protein, %        | 39.5             | 40        |
|                       | <b>Animax</b>                             |                         | <b>02F-06920</b> |           |
|                       |   | Acid Detergent Fiber, % | 4.43             | 6         |
|                       |   | Lysine - Total, %       | 1.73             | 1.5       |
|                       |   | Methionine - Total, %   | 0.388            | 0.4       |
|                       |   | Crude Protein, %        | 28.8             | 28        |
|                       | <b>Impact 44 (med) RM-227 T90</b>         |                         | <b>02F-07182</b> |           |
|                       |   | Calcium, %              | 5.41             | 5.5-6.5   |
|                       |   | Crude Fiber, %          | 8.36             | 20        |
|                       |   | Equiv Crude Protein, %  | 25.4             | 26        |
|                       |   | Monensin, g/ton         | 216.             | 227       |
|                       |   | Potassium, %            | 2.36             | 2.5       |
|                       |   | Crude Protein, %        | 45.0             | 44        |
|                       |   | Tylosin, g/ton          | 89.3             | 90        |
|                       | <b>Purina Sup-r-lix 2HL</b>               |                         | <b>02F-07184</b> |           |
|                       |   | Calcium, %              | 2.00             | 1.75-2.25 |
|                       |   | Equiv Crude Protein, %  | 28.3             | 31        |
|                       |   | Fat: Roese Gottlieb, %  | 5.29             | 5         |
|                       |   | Oven Moisture, %        | 31.8             | 30        |
|                       |   | pH                      | 6.28             | 4.3-7.4   |
|                       |   | Crude Protein, %        | 34.1             | 32        |
|                       | <b>Purina Accuration 2HL RM130</b>        |                         | <b>02F-07185</b> |           |
|                       |   | Calcium, %              | 2.08             | 1.5-2     |
|                       |   | Equiv Crude Protein, %  | 17.2             | 16        |
|                       |   | Crude Fat, %            | 9.43             | 9         |
|                       |   | Monensin, g/ton         | 126.             | 130       |
|                       |   | Crude Protein, %        | 32.9             | 32        |
|                       |   | Salt (Sodium X 2.54), % | 5.10             | 4.5-5.5   |
|                       | <b>Equine Senior Horse Feed</b>           |                         | <b>02F-12863</b> |           |
|                       |   | Crude Fiber, %          | 13.2             | 16        |
|                       |   | Crude Protein, %        | 15.0             | 14        |



| Manufacturer<br>Location        | Product                                    | Analyte                 | Found            | Claim   |           |
|---------------------------------|--|-------------------------|------------------|---------|-----------|
|                                 | <b>*** Range Mineral 12-6</b>              |                         | <b>02F-17139</b> |         |           |
|                                 |  | Calcium, %              | 13.5             | 12-14   |           |
|                                 |  | Chlortetracycline, g/lb | 1.26             | 1.4     |           |
|                                 |  | S-Methoprene, g/Ton     | 4.25             | 95.2    | DEFICIENT |
|                                 |  | Phosphorus, %           | 5.84             | 6       |           |
|                                 |  | Salt (Sodium X 2.54), % | 26.2             | 26-28   |           |
|                                 |  | Selenium, ug/g (ppm)    | 29.4             | 24      |           |
|                                 |  | Vitamin A, IU/lb        | 136000.          | 75000   |           |
| <b>Pyco Industries, Inc.</b>    |  |                         |                  |         |           |
| <b>Lubbock, TX</b>              |  |                         |                  |         |           |
|                                 | <b>Solvent Extracted Cottonseed Meal</b>   |                         | <b>02F-04816</b> |         |           |
|                                 |  | Crude Fiber, %          | 11.8             | 13      |           |
|                                 |  | Crude Protein, %        | 43.7             | 41      |           |
| <b>Quality Liquid Feed</b>      |  |                         |                  |         |           |
| <b>Menomonie, WI</b>            |  |                         |                  |         |           |
|                                 | <b>Molasses</b>                            |                         | <b>02F-17186</b> |         |           |
|                                 |  | Vacuum Moisture, %      | 27.6             | 29      |           |
|                                 |  | Crude Protein, %        | 5.54             | 2.8     |           |
|                                 |  | Total Sugars(Invert), % | 45.2             | 43      |           |
| <b>Quality Liquid Feeds Inc</b> |  |                         |                  |         |           |
| <b>Dodgeville, WI</b>           |  |                         |                  |         |           |
|                                 | <b>*** QLF 70-30 Cane Whey Blend (43%)</b> |                         | <b>02F-02280</b> |         |           |
|                                 |  | Vacuum Moisture, %      | 33.1             | 37      |           |
|                                 |  | Total Sugars(Invert), % | 30.2             | 36      | DEFICIENT |
|                                 | <b>Rumensin R500</b>                       |                         | <b>02F-03738</b> |         |           |
|                                 |  | Calcium, %              | 7.51             | 7.3-8.7 |           |
|                                 |  | Equiv Crude Protein, %  | 45.6             | 46      |           |
|                                 |  | Vacuum Moisture, %      | 35.2             | 32      |           |
|                                 |  | Monensin, g/ton         | 523.             | 500     |           |
|                                 |  | Potassium, %            | 3.66             | 3.5     |           |
|                                 |  | Crude Protein, %        | 50.4             | 50      |           |
|                                 |  | Selenium, ug/g (ppm)    | 3.57             | 4       |           |
|                                 |  | Total Sugars(Invert), % | 7.82             | 7       |           |
|                                 |  | Vitamin A, IU/lb        | 40200.           | 40000   |           |
|                                 | <b>QLF Pasture Plus 20C</b>                |                         | <b>02F-12517</b> |         |           |
|                                 |  | Equiv Crude Protein, %  | 13.0             | 15      |           |
|                                 |  | Vacuum Moisture, %      | 35.9             | 34      |           |
|                                 |  | Potassium, %            | 2.67             | 2       |           |
|                                 |  | Crude Protein, %        | 20.5             | 20      |           |
|                                 |  | Total Sugars(Invert), % | 35.1             | 33      |           |
|                                 |  | Vitamin A, IU/lb        | 16700.           | 20000   |           |
|                                 | <b>*** QLF Super 40C</b>                   |                         | <b>02F-12518</b> |         |           |
|                                 |  | Equiv Crude Protein, %  | 24.2             | 35      |           |
|                                 |  | Vacuum Moisture, %      | 33.2             | 34      |           |
|                                 |  | Crude Protein, %        | 33.5             | 40      | DEFICIENT |
|                                 |  | Total Sugars(Invert), % | 32.9             | 29      |           |
|                                 |  | Vitamin A, IU/lb        | 23600.           | 30000   |           |
|                                 | <b>*** QLF Super 40C-3 DR</b>              |                         | <b>02F-16351</b> |         |           |
|                                 |  | Vacuum Moisture, %      | 34.5             | 33      |           |
|                                 |  | Crude Protein, %        | 38.8             | 40      | DEFICIENT |
|                                 |  | Total Sugars(Invert), % | 31.0             | 28      |           |
|                                 |  | Vitamin A, IU/lb        | 25300.           | 40000   | DEFICIENT |

| Manufacturer Location            | Product                                     | Analyte                 | Found            | Claim   |           |
|----------------------------------|---|-------------------------|------------------|---------|-----------|
| <b>Quality Stores</b>            |   |                         |                  |         |           |
| <b>N. Muskegon, MI</b>           |   |                         |                  |         |           |
|                                  | <b>Quality Country with Chicken</b>         |                         | <b>02F-05792</b> |         |           |
|                                  |   | Fat: Acid Hydrolysis, % | 5.53             | 6       |           |
|                                  |   | Moisture, %             | 76.30            | 78      |           |
|                                  |   | Crude Protein, %        | 11.5             | 9       |           |
| <b>R.E. Brokers</b>              |   |                         |                  |         |           |
| <b>Rushmore, MN</b>              |   |                         |                  |         |           |
|                                  | <b>Urea</b>                                 |                         | <b>02F-05817</b> |         |           |
|                                  |   | Equiv Crude Protein, %  | 267.             | 287     |           |
|                                  |   | Total Nitrogen, %       | 45.8             | 46      |           |
| <b>Ragland Mills Inc</b>         |   |                         |                  |         |           |
| <b>Neosho, MO</b>                |   |                         |                  |         |           |
|                                  | <b>** Ragland 37% Range Blk</b>             |                         | <b>02F-00809</b> |         |           |
|                                  |   | Acid Detergent Fiber, % | 6.90             | 6       | EXCESSIVE |
|                                  |   | Calcium, %              | 5.76             | 5-6     |           |
|                                  |   | Equiv Crude Protein, %  | 19.2             | 18.5    |           |
|                                  |   | Crude Protein, %        | 35.2             | 37      | DEFICIENT |
|                                  |   | Salt (Sodium X 2.54), % | 15.6             | 15-17   |           |
|                                  |   | Vitamin A, IU/lb        | 42000.           | 30000   |           |
|                                  | <b>3Way SweetBlock</b>                      |                         | <b>02F-14718</b> |         |           |
|                                  |   | Acid Detergent Fiber, % | 7.37             | 11      |           |
|                                  |   | Calcium, %              | 4.17             | 3.5-4.5 |           |
|                                  |   | Crude Fiber, %          | 5.70             | 10      |           |
|                                  |   | Phosphorus, %           | 4.32             | 4       |           |
|                                  |   | Salt (Sodium X 2.54), % | 15.8             | 14-16.5 |           |
|                                  |   | Total Sugars(Invert), % | 20.3             | 20      |           |
|                                  |   | Vitamin A, IU/lb        | 57300.           | 60000   |           |
| <b>Ramona Warehouse</b>          |   |                         |                  |         |           |
| <b>Ramona, SD</b>                |   |                         |                  |         |           |
|                                  | <b>Dry Extruded Whole Soybeans No. 9019</b> |                         | <b>02F-03217</b> |         |           |
|                                  |   | Crude Fat, %            | 18.6             | 18      |           |
|                                  |   | Crude Protein, %        | 36.2             | 36      |           |
| <b>Ration Maker Products Inc</b> |   |                         |                  |         |           |
| <b>Laurens, IA</b>               |   |                         |                  |         |           |
|                                  | <b>Sheep Feeder B Medication</b>            |                         | <b>02F-07336</b> |         |           |
|                                  |   | Calcium, %              | 22.5             | 23.5-28 |           |
|                                  |   | Lasalocid, g/ton        | 1270.            | 1440    |           |
|                                  |   | Phosphorus, %           | 6.25             | 6       |           |
|                                  |   | Salt (Sodium X 2.54), % | 15.6             | 14-16   |           |
|                                  |   | Vitamin A, IU/lb        | 316000.          | 350000  |           |
| <b>Ridley Block Operations</b>   |   |                         |                  |         |           |
| <b>Whitewood, SD</b>             |   |                         |                  |         |           |
|                                  | <b>** Crystalyx HE-20%</b>                  |                         | <b>02F-01384</b> |         |           |
|                                  |   | Equiv Crude Protein, %  | 7.88             | 8       |           |
|                                  |   | Fat: Roese Gottlieb, %  | 5.15             | 5       |           |
|                                  |   | Potassium, %            | 2.42             | 3       | DEFICIENT |
|                                  |   | Crude Protein, %        | 21.2             | 20      |           |
|                                  |   | Selenium, ug/g (ppm)    | 3.97             | 4.4     |           |
|                                  |   | Vitamin A, IU/lb        | 93700.           | 80000   |           |
|                                  | <b>** Crystalyx Sweet 14% TM</b>            |                         | <b>02F-01386</b> |         |           |
|                                  |   | Potassium, %            | 2.49             | 3       | DEFICIENT |
|                                  |   | Crude Protein, %        | 15.2             | 14      |           |
|                                  |   | Selenium, ug/g (ppm)    | 4.42             | 4.4     |           |
|                                  |   | Vitamin A, IU/lb        | 44600.           | 50000   |           |

| Manufacturer<br>Location                   | Product  | Analyte                 | Found            | Claim |           |
|--|--|-------------------------|------------------|-------|-----------|
| <b>Roche Vitamins &amp; Fine Chemicals</b> |  |                         |                  |       |           |
| <b>Parsippany, NJ</b>                      |  |                         |                  |       |           |
|  | <b>Aureo S Granular</b>                                    |                         | <b>02F-02602</b> |       |           |
|  |  | Chlortetracycline, g/lb | 36.2             | 35    |           |
|  |  | Sulfamethazine, %       | 7.27             | 7.7   |           |
| <b>Safeway Inc.</b>                        |  |                         |                  |       |           |
| <b>Pleasanton, CA</b>                      |  |                         |                  |       |           |
|  | <b>Safeway Select Ultra Gourmet Sliced Turkey in Gravy</b> |                         | <b>02F-02731</b> |       |           |
|  |  | Ash, %                  | 2.29             | 2.5   |           |
|  |  | Oven Moisture, %        | 78.3             | 78    |           |
|  |  | Crude Protein, %        | 9.38             | 9     |           |
|  |  | Taurine - Total, %      | 0.065            | 0.05  |           |
|  | <b>Safeway Tasty Snacks Dog Biscuits</b>                   |                         | <b>02F-02733</b> |       |           |
|  |  | Fat: Acid Hydrolysis, % | 7.97             | 7     |           |
|  |  | Oven Moisture, %        | 7.83             | 12    |           |
|  |  | Crude Protein, %        | 22.5             | 20    |           |
| <b>Scranton Equity Exchange</b>            |  |                         |                  |       |           |
| <b>Scranton, ND</b>                        |  |                         |                  |       |           |
|  | <b>47% Soybean Meal (Plant)</b>                            |                         | <b>02F-04520</b> |       |           |
|  |  | Crude Protein, %        | 46.2             | 47    |           |
| <b>SD Soybean Processors</b>               |  |                         |                  |       |           |
| <b>Volga, SD</b>                           |  |                         |                  |       |           |
|  | <b>Soybean Meal 44%</b>                                    |                         | <b>02F-03790</b> |       |           |
|  |  | Crude Protein, %        | 43.3             | 44    |           |
|  | <b>Soybean Meal</b>  |                         | <b>02F-06789</b> |       |           |
|  |  | Crude Protein, %        | 46.4             | 46    |           |
| <b>Sea Starr Animal Health, Inc.</b>       |  |                         |                  |       |           |
| <b>Narragansett, RI</b>                    |  |                         |                  |       |           |
|  | <b>Sea Pet Omega-3 Fish Oil</b>                            |                         | <b>02F-07356</b> |       |           |
|  |  | Crude Fat, %            | 103.             | 100   |           |
|  |  | Oven Moisture, %        | 0.20             | 1     |           |
|  |  | Omega-3 Fatty Acids, %  | 32.6             | 35    |           |
| <b>Shurfine International</b>              |  |                         |                  |       |           |
| <b>Northlake, IL</b>                       |  |                         |                  |       |           |
|  | <b>Shur Fine Deluxe Beef Dinner</b>                        |                         | <b>02F-17989</b> |       |           |
|  |  | Oven Moisture, %        | 73.7             | 78    |           |
|  |  | Total Fat, %            | 7.590            | 6     |           |
|  |  | Crude Protein, %        | 10.8             | 9     |           |
| <b>St Paul Pet</b>                         |  |                         |                  |       |           |
| <b>South St. Paul, MN</b>                  |  |                         |                  |       |           |
|  | <b>Turkey Tenders</b>                                      |                         | <b>02F-12858</b> |       |           |
|  |  | Crude Fat, %            | 5.94             | 2-7   |           |
|  |  | Oven Moisture, %        | 31.6             | 32    |           |
|  |  | Crude Protein, %        | 21.8             | 18    |           |
| <b>Sterling Technology</b>                 |  |                         |                  |       |           |
| <b>Toronto, SD</b>                         |  |                         |                  |       |           |
|  | <b>** Nurse Mate</b>                                       |                         | <b>02F-06914</b> |       |           |
|  |  | Fat: Roese Gottlieb, %  | 7.50             | 5.8   |           |
|  |  | Crude Protein, %        | 19.7             | 9.8   |           |
|  |  | Vitamin A, IU/lb        | 21800.           | 33000 | DEFICIENT |

| Manufacturer<br>Location                 | Product                                 | Analyte                 | Found            | Claim    |           |
|--|---|-------------------------|------------------|----------|-----------|
| <b>Sun Seed Company Inc</b>              |   |                         |                  |          |           |
| <b>Bowling Green, OH</b>                 |   |                         |                  |          |           |
|  | <b>Canary Conditioner with Vitamins</b> |                         | <b>02F-00753</b> |          |           |
|  |   | Crude Fiber, %          | 5.41             | 10       |           |
|  |   | Crude Fat, %            | 11.3             | 5        |           |
|  |   | Oven Moisture, %        | 10.1             | 12       |           |
|  |   | Crude Protein, %        | 17.9             | 13       |           |
| <b>Swift &amp; Company</b>               |   |                         |                  |          |           |
| <b>Greeley, CO</b>                       |   |                         |                  |          |           |
|  | <b>85% Blood Meal</b>                   |                         | <b>02F-06413</b> |          |           |
|  |   | Crude Protein, %        | 93.6             | 85       |           |
|  | <b>50% Meat &amp; Bone Meal</b>         |                         | <b>02F-06414</b> |          |           |
|  |   | Calcium, %              | 8.23             | 8.7-10.3 |           |
|  |   | Crude Fat, %            | 10.4             | 8        |           |
|  |   | Phosphorus, %           | 4.32             | 4        |           |
|  |   | Crude Protein, %        | 54.4             | 50       |           |
| <b>Tetra Sales</b>                       |   |                         |                  |          |           |
| <b>Blacksburg, VA</b>                    |   |                         |                  |          |           |
|  | <b>Tetra R Holiday Week-end Sticks</b>  |                         | <b>02F-02737</b> |          |           |
|  |   | Fat: Acid Hydrolysis, % | 9.42             | 8        |           |
|  |   | Oven Moisture, %        | 4.52             | 8        |           |
|  |   | Crude Protein, %        | 39.0             | 35.5     |           |
| <b>The Hamilton Horse Cookie Company</b> |   |                         |                  |          |           |
| <b>Groveland, MA</b>                     |   |                         |                  |          |           |
|  | <b>** Tally Oats Horse Treats</b>       |                         | <b>02F-14712</b> |          |           |
|  |   | Crude Fiber, %          | 18.6             | 14.06    | EXCESSIVE |
|  |   | Moisture, %             | 3.82             | 8.48     |           |
|  |   | Crude Protein, %        | 14.5             | 13.1     |           |
|  |   | Starch, %               | 14.9             | 20.55    | DEFICIENT |
|  |   | Sucrose, %              | 12.8             | 28.2     | DEFICIENT |
| <b>The Iams Company</b>                  |   |                         |                  |          |           |
| <b>Dayton, OH</b>                        |   |                         |                  |          |           |
|  | <b>Iams Adult Lamb Meal and Rice</b>    |                         | <b>02F-01224</b> |          |           |
|  |   | Fat: Acid Hydrolysis, % | 13.3             | 12       |           |
|  |   | Oven Moisture, %        | 8.06             | 10       |           |
|  |   | Crude Protein, %        | 23.0             | 22       |           |
|  | <b>Iam's Active Maturity</b>            |                         | <b>02F-01822</b> |          |           |
|  |   | Fat: Acid Hydrolysis, % | 10.8             | 10       |           |
|  |   | Oven Moisture, %        | 6.89             | 10       |           |
|  |   | Crude Protein, %        | 25.7             | 24       |           |
|  | <b>IAMS Weight Control</b>              |                         | <b>02F-17189</b> |          |           |
|  |   | Fat: Acid Hydrolysis, % | 10.5             | 10-12.5  |           |
|  |   | Moisture, %             | 7.67             | 10       |           |
|  |   | Omega-3 Fatty Acids, %  | 0.229            | 0.2      |           |
|  |   | Omega-6 Fatty Acids, %  | 2.12             | 2        |           |
|  |   | Crude Protein, %        | 21.5             | 20       |           |
|  | <b>IAMS Active Maturity Cat Food</b>    |                         | <b>02F-17190</b> |          |           |
|  |   | Ash, %                  | 6.22             | 7        |           |
|  |   | Fat: Acid Hydrolysis, % | 15.2             | 14-16.5  |           |
|  |   | Moisture, %             | 7.11             | 10       |           |
|  |   | Omega-3 Fatty Acids, %  | 0.331            | 0.23     |           |
|  |   | Omega-6 Fatty Acids, %  | 2.98             | 2.3      |           |
|  |   | Crude Protein, %        | 33.0             | 32       |           |
|  |   | Taurine - Total, %      | 0.125            | 0.15     |           |

| Manufacturer Location                  | Product   | Analyte                 | Found            | Claim   |           |
|--|---|-------------------------|------------------|---------|-----------|
|  | <b>IAMS Chunks</b>                                |                         | <b>02F-17992</b> |         |           |
|  |   | Fat: Acid Hydrolysis, % | 15.2             | 15      |           |
|  |   | Oven Moisture, %        | 7.19             | 10      |           |
|  |   | Omega-3 Fatty Acids, %  | 0.287            | 0.25    |           |
|  |   | Omega-6 Fatty Acids, %  | 3.14             | 2.5     |           |
|  |   | Crude Protein, %        | 28.0             | 26      |           |
| <b>Tradition Feed Products Company</b> |   |                         |                  |         |           |
| <b>Mankato, MN</b>                     |   |                         |                  |         |           |
|  | <b>** Rumen Booster</b>                           |                         | <b>01F-08588</b> |         |           |
|  |   | Acid Detergent Fiber, % | 8.06             | 10      |           |
|  |   | Crude Protein, %        | 16.7             | 11.5    |           |
|  |   | Selenium, ug/g (ppm)    | 27.7             | 24      |           |
|  |   | Vitamin A, IU/lb        | 108000.          | 300000  | DEFICIENT |
|  | <b>** Beef Pack B1440</b>                         |                         | <b>02F-03219</b> |         |           |
|  |   | Lasalocid, g/ton        | 847.             | 1440    | DEFICIENT |
|  | <b>Tradition Game Bird Flight Feed</b>            |                         | <b>02F-03225</b> |         |           |
|  |   | Lysine - Total, %       | 0.880            | 0.8     |           |
|  |   | Methionine - Total, %   | 0.405            | 0.43    |           |
|  |   | Crude Protein, %        | 19.3             | 19      |           |
|  | <b>Tradition 14% Pullet Developer</b>             |                         | <b>02F-03786</b> |         |           |
|  |   | Crude Protein, %        | 14.0             | 14      |           |
|  | <b>** OptiCare Chlortetracycline Crumbles 10g</b> |                         | <b>02F-04332</b> |         |           |
|  |   | Calcium, %              | 9.19             | 5.5-6.6 | EXCESSIVE |
|  |   | Crude Fiber, %          | 13.3             | 25      |           |
|  |   | Chlortetracycline, g/lb | 8.81             | 10      |           |
|  |   | Crude Protein, %        | 12.6             | 5       |           |
|  | <b>Chlortetracycline Crumbles 10G</b>             |                         | <b>02F-05289</b> |         |           |
|  |   | Calcium, %              | 4.86             | 5.5-6.5 |           |
|  |   | Crude Fiber, %          | 11.3             | 25      |           |
|  |   | Chlortetracycline, g/lb | 9.88             | 10      |           |
|  |   | Crude Protein, %        | 19.1             | 5       |           |
|  | <b>Medicated Broiler Finisher</b>                 |                         | <b>02F-05401</b> |         |           |
|  |   | Amprolium, %            | 0.0102           | 0.0125  |           |
|  |   | Lysine - Total, %       | 0.910            | 1       |           |
|  |   | Methionine - Total, %   | 0.359            | 0.3     |           |
|  |   | Crude Protein, %        | 20.0             | 20      |           |
|  | <b>Tradition 17% Chick Grower</b>                 |                         | <b>02F-05768</b> |         |           |
|  |   | Amprolium, %            | 0.0114           | 0.0125  |           |
|  |   | Lysine - Total, %       | 0.904            | 0.78    |           |
|  |   | Methionine - Total, %   | 0.347            | 0.3     |           |
|  |   | Crude Protein, %        | 19.7             | 17      |           |
|  | <b>Chlortetracycline Crumbles 4</b>               |                         | <b>02F-05770</b> |         |           |
|  |   | Calcium, %              | 6.71             | 5.5-6.5 |           |
|  |   | Crude Fiber, %          | 13.5             | 25      |           |
|  |   | Chlortetracycline, g/lb | 3.84             | 4       |           |
|  |   | Crude Protein, %        | 12.4             | 5       |           |
| <b>TSC Stores</b>                      |   |                         |                  |         |           |
| <b>Nashville, TN</b>                   |   |                         |                  |         |           |
|  | <b>Dumor 37* Range Block</b>                      |                         | <b>02F-14720</b> |         |           |
|  |   | Acid Detergent Fiber, % | 6.12             | 6       |           |
|  |   | Calcium, %              | 5.63             | 5-6     |           |
|  |   | Equiv Crude Protein, %  | 16.4             | 18.5    |           |
|  |   | Crude Protein, %        | 37.7             | 37      |           |
|  |   | Salt (Sodium X 2.54), % | 14.7             | 15-17   |           |
|  |   | Vitamin A, IU/lb        | 21500.           | 30000   |           |

| Manufacturer Location                             | Product   | Analyte                   | Found            | Claim     |
|---|---|---------------------------|------------------|-----------|
|   | <b>Producer's Pride Rolled Oats</b>             |                           | <b>02F-14721</b> |           |
|   |   | Crude Fiber, %            | 8.42             | 13        |
|   |   | Crude Fat, %              | 4.69             | 4         |
|   |   | Crude Protein, %          | 11.6             | 9.5       |
|   | <b>Dumor Rabbit Show Formula</b>                |                           | <b>02F-14723</b> |           |
|   |   | Crude Fiber, %            | 19.0             | 16-18     |
|   |   | Crude Protein, %          | 17.5             | 17        |
|   | <b>Chick Starter Grower 20%</b>                 |                           | <b>02F-14724</b> |           |
|   |   | Lysine - Total, %         | 1.23             | 1.5       |
|   |   | Methionine - Total, %     | 0.425            | 0.5       |
|   |   | Crude Protein, %          | 21.9             | 20        |
| <b>U.A.P.-BASIN Basin, WY</b>                     |   |                           |                  |           |
|   | <b>Western Alfalfa Cubes</b>                    |                           | <b>02F-15306</b> |           |
|   |   | Crude Fiber, %            | 23.2             | 30        |
|   |   | Crude Protein, %          | 18.5             | 14        |
| <b>United Salt Corp Houston, TX</b>               |   |                           |                  |           |
|   | <b>Ranch House Cobalt Iodized Salt Block</b>    |                           | <b>02F-12896</b> |           |
|   |   | Salt (Chloride X 1.65), % | 96.9             | 93-96     |
|   |   | Salt (Sodium X 2.54), %   | 86.7             | 93-96     |
| <b>United Suppliers Inc. Eldora, IA</b>           |   |                           |                  |           |
|   | <b>Aureo 5-700 Type B Medi. Crumbles</b>        |                           | <b>02F-04519</b> |           |
|   |   | Crude Fiber, %            | 13.6             | 25        |
|   |   | Chlortetracycline, g/lb   | 2.05             | 2         |
|   |   | Crude Protein, %          | 12.6             | 9         |
|   |   | Sulfamethazine, %         | 0.387            | 0.44      |
| <b>Valley Splendor Fargo, ND</b>                  |   |                           |                  |           |
|   | <b>Wild Bird Food Seed</b>                      |                           | <b>02F-01806</b> |           |
|   |   | Crude Fiber, %            | 5.08             | 14        |
|   |   | Crude Protein, %          | 10.7             | 8         |
| <b>Vigortone Ag Products Inc Cedar Rapids, IA</b> |   |                           |                  |           |
|   | <b>Triple V Brand Free Choice Horse Mineral</b> |                           | <b>02F-03231</b> |           |
|   |   | Calcium, %                | 14.0             | 13.5-16.2 |
|   |   | Phosphorus, %             | 7.04             | 7         |
|   |   | Salt (Sodium X 2.54), %   | 21.3             | 18.2-21.8 |
|   |   | Selenium, ug/g (ppm)      | 20.9             | 21        |
|   |   | Vitamin A, IU/lb          | 251000.          | 300000    |
| <b>Virboc Alt Inc. Fort Worth, TX</b>             |   |                           |                  |           |
|   | <b>Pet Tabs Supplement</b>                      |                           | <b>02F-12859</b> |           |
|   |   | Calcium, %                | 2.93             | 2.5-3.5   |
|   |   | Phosphorus, %             | 2.73             | 2.5       |
|   |   | Vitamin A, IU/tablet      | 1760.            | 1000      |
| <b>VitaKraft Pet Products Bound Brook, NJ</b>     |   |                           |                  |           |
|   | <b>Yogurt Drops</b>                             |                           | <b>02F-00756</b> |           |
|   |   | Ash, %                    | 2.88             | 3         |
|   |   | Crude Fat, %              | 24.3             | 24        |
|   |   | Oven Moisture, %          | 1.96             | 2         |
|   |   | Crude Protein, %          | 12.6             | 5.5       |

| Manufacturer<br>Location                | Product   | Analyte                 | Found            | Claim      |           |
|---|---|-------------------------|------------------|------------|-----------|
| <b>Wal Mart Stores Inc</b>              |   |                         |                  |            |           |
| <b>Bentonville, AR</b>                  |   |                         |                  |            |           |
|   | <b>Special Kitty Turkey and Giblets Banquet</b> |                         | <b>02F-05205</b> |            |           |
|   |   | Ash, %                  | 2.82             | 3          |           |
|   |   | Oven Moisture, %        | 75.0             | 78         |           |
|   |   | Total Fat, %            | 7.640            | 7          |           |
|   |   | Crude Protein, %        | 12.4             | 11         |           |
|   |   | Taurine - Total, %      | 0.080            | 0.05       |           |
| <b>West Central Coop</b>                |   |                         |                  |            |           |
| <b>Ralston, IA</b>                      |   |                         |                  |            |           |
|   | <b>Soy Plus</b>                                 |                         | <b>02F-06415</b> |            |           |
|   |   | Ash, %                  | 5.63             | 7          |           |
|   |   | Crude Protein, %        | 42.1             | 42.5       |           |
| <b>Westway Feed Products</b>            |   |                         |                  |            |           |
| <b>New Orleans, LA</b>                  |   |                         |                  |            |           |
|   | <b>Dried Molasses</b>                           |                         | <b>02F-03948</b> |            |           |
|   |   | Crude Fiber, %          | 21.4             | 24         |           |
|   |   | Total Sugars(Invert), % | 35.8             | 38         |           |
|   | <b>Wes Las 79.5 Brix Cane Molasses</b>          |                         | <b>02F-04817</b> |            |           |
|   |   | Vacuum Moisture, %      | 28.2             | 27         |           |
|   |   | Total Sugars(Invert), % | 47.8             | 43         |           |
|   | <b>Dried Molasses Sweet 45</b>                  |                         | <b>02F-05290</b> |            |           |
|   |   | Crude Fiber, %          | 20.5             | 24         |           |
|   |   | Oven Moisture, %        | 3.73             | 6          |           |
|   |   | Total Sugars(Invert), % | 38.9             | 38         |           |
|   | <b>Dried Molasses Sweet 45</b>                  |                         | <b>02F-05395</b> |            |           |
|   |   | Crude Fiber, %          | 17.8             | 24         |           |
|   |   | Oven Moisture, %        | 3.68             | 6          |           |
|   |   | Total Sugars(Invert), % | 39.9             | 38         |           |
| <b>Westway Trading</b>                  |   |                         |                  |            |           |
| <b>New Orleans, LA</b>                  |   |                         |                  |            |           |
|   | <b>Molasses - liquid 32%</b>                    |                         | <b>02F-07216</b> |            |           |
|   |   | Crude Protein, %        | 41.8             | 32         |           |
| <b>Whitetail Inst. of North America</b> |   |                         |                  |            |           |
| <b>Pintala, AL</b>                      |   |                         |                  |            |           |
|   | <b>*** Imperial White Tail 30-06</b>            |                         | <b>02F-08678</b> |            |           |
|   |   | Calcium, %              | 14.6             | 15.17-18.2 |           |
|   |   | Phosphorus, %           | 3.86             | 4          |           |
|   |   | Salt (Sodium X 2.54), % | 44.5             | 40-45      |           |
|   |   | Selenium, ug/g (ppm)    | 8.21             | 9          |           |
|   |   | Vitamin A, IU/lb        | 85000.           | 160000     | DEFICIENT |
| <b>Wildlife Sciences Inc.</b>           |   |                         |                  |            |           |
| <b>Excelsior, MN</b>                    |   |                         |                  |            |           |
|   | <b>High Protein Suet Blend</b>                  |                         | <b>02F-12576</b> |            |           |
|   |   | Crude Fat, %            | 49.1             | 35         |           |
|   |   | Crude Protein, %        | 9.63             | 9.5        |           |
| <b>Wildwood Farms</b>                   |   |                         |                  |            |           |
| <b>Fulton, IL</b>                       |   |                         |                  |            |           |
|   | <b>Wildwood Farms Wildlife Mix</b>              |                         | <b>02F-15314</b> |            |           |
|   |   | Crude Fat, %            | 11.3             | 6.5        |           |
|   |   | Crude Protein, %        | 11.1             | 10         |           |

| Manufacturer<br>Location   | Product   | Analyte                 | Found            | Claim   |           |
|--|---|-------------------------|------------------|---------|-----------|
| <b>Woody's Performance Horse Feed Products<br/>Dickinson, ND</b> |   |                         |                  |         |           |
|  | <b>Horseman's Complete</b>  |                         | <b>02F-03232</b> |         |           |
|  |   | Crude Fiber, %          | 16.0             | 24      |           |
|  |   | Crude Protein, %        | 15.7             | 12      |           |
|  | <b>** Woody's R Futurity Blend 30/C</b>                             |                         | <b>02F-03233</b> |         |           |
|  |   | Calcium, %              | 2.42             | 2.5-3   |           |
|  |   | Chromium, ug/g (ppm)    | 11.4             | 5.54    |           |
|  |   | Lysine - Total, %       | 1.71             | 1.93    |           |
|  |   | Magnesium, %            | 1.70             | 2       |           |
|  |   | Methionine - Total, %   | 0.517            | 0.62    |           |
|  |   | Phosphorus, %           | 1.49             | 2.25    | DEFICIENT |
|  |   | Crude Protein, %        | 31.6             | 30      |           |
|  | <b>Woody's Futurity Blend 16</b>                                    |                         | <b>02F-03237</b> |         |           |
|  |   | Lysine - Total, %       | 0.869            | 0.76    |           |
|  |   | Methionine - Total, %   | 0.266            | 0.23    |           |
|  |   | Crude Protein, %        | 18.2             | 16      |           |
| <b>Y-Tex Corporation<br/>Cody, WY</b>                            |   |                         |                  |         |           |
|  | <b>** Tuttle's Liquid 747</b>                                       |                         | <b>02F-14725</b> |         |           |
|  |   | Arginine - Total, %     | 0.025            | 0.1973  | DEFICIENT |
|  |   | Cystine - Total, %      | 0.014            | 0.045   | DEFICIENT |
|  |   | Histidine - Total, %    | 0.020            | 0.086   | DEFICIENT |
|  |   | Isoleucine - Total, %   | 0.056            | 0.177   | DEFICIENT |
|  |   | Leucine - Total, %      | 0.082            | 0.276   | DEFICIENT |
|  |   | Lysine - Total, %       | 0.037            | 0.252   | DEFICIENT |
|  |   | Methionine - Total, %   | 0.010            | 0.0628  | DEFICIENT |
|  |   | Vacuum Moisture, %      | 35.7             | 40.7    |           |
|  |   | Phenylalanine-Total, %  | 0.029            | 0.151   | DEFICIENT |
|  |   | Crude Protein, %        | 4.43             | 5.8     | DEFICIENT |
|  |   | Threonine - Total, %    | 0.064            | 0.161   | DEFICIENT |
|  |   | Tyrosine - Total, %     | 0.031            | 0.111   | DEFICIENT |
|  |   | Valine - Total, %       | 0.107            | 0.205   | DEFICIENT |
|  |   | Vitamin A, IU/lb        | 97000.           | 240000  | DEFICIENT |
| <b>Yaggies Inc<br/>Yankton, SD</b>                               |   |                         |                  |         |           |
|  | <b>Crumbles Stress Granules with Chlortetracycline TriTech Inc.</b> |                         | <b>02F-03847</b> |         |           |
|  |   | Chlortetracycline, g/lb | 9.39             | 10      |           |
|  | <b>** Custom Mix A 5201 BW Feed Y2K</b>                             |                         | <b>02F-05814</b> |         |           |
|  |   | Cobalt, ug/g (ppm)      | 364.             | 263     |           |
|  |   | Copper, ug/g (ppm)      | 29900.           | 34115   |           |
|  |   | Manganese, ug/g (ppm)   | 41300.           | 39104   |           |
|  |   | Selenium, ug/g (ppm)    | 297.             | 269     |           |
|  |   | Vitamin A, IU/lb        | 1180000.         | 2988704 | DEFICIENT |
|  |   | Zinc, ppm               | 109000.          | 111122  |           |



## ANIMAL FEED & DRUG CONTAMINANTS MONITORING PROGRAM

### Adulteration by Noxious Weed Seeds

Noxious weeds are a problem in South Dakota. One method being used to try to control the distribution of noxious weed in the state is to reduce or eliminate them from animal feeds. Several sections of the South Dakota Commercial Feed Law and Regulations address the issue of commercial feeds containing noxious weed seeds.

Section 39-14-53 of the South Dakota Commercial Feed Law States that “a commercial feed shall be deemed to be adulterated if it contains viable weed seeds in amounts exceeding the limits which the Secretary of Agriculture shall establish by rule pursuant to the provisions of Chapter 1-26.”

These rules are further addressed in the Administrative Rules of South Dakota (ARSD), Chapter 12:53:01:10, which states:

All screenings or by-products of grains and seeds containing prohibited or restricted weed seeds, as defined in chapter 12:36:03, when used in commercial feed or sold as such to the ultimate consumer, must be ground fine enough or otherwise treated to destroy the viability of weed seeds. The finished product may contain no viable prohibited weed seeds per pound and not more than 4.5 viable restricted weed seeds per pound.

Regulation 9(b) of the commercial feed regulations (and the Uniform Feed Bill and Regulations) essentially repeats this.

Chapter 12:36:03:02 of the South Dakota Seed Law, SDCL 38-12A, defines those noxious weed seeds that are prohibited and restricted. They are listed as follows:

#### 12:36:03:01 Prohibited noxious weed seeds.

- |                      |                          |
|----------------------|--------------------------|
| (1) Field bindweed   | (5) Perennial sowthistle |
| (2) Leafy spurge     | (6) Canada thistle       |
| (3) Hoary cress      | (7) Quackgrass           |
| (4) Russian knapweed | (8) Horse nettle         |

#### 12:36:03:02 Restricted noxious weed seeds.

- |                    |                        |
|--------------------|------------------------|
| (1) Wild oats      | (7) Annual bluegrass   |
| (2) Dodder         | (8) Spotted knapweed   |
| (3) Wild mustard   | (9) Giant foxtail      |
| (4) Hedge bindweed | (10) Musk thistle      |
| (5) Wild carrot    | (11) Plumeless thistle |

Based on our test results, we find feed samples containing noxious weed seeds. We are not analyzing a representative cross-section of the commercial feed supply, however, we are only analyzing those products which appear to contain noxious weed seeds. Additionally, the weed seeds need to be **viable** in order for the product to be violative. From 1989 through 2002 the South Dakota Department of Agriculture analyzed 520 feed samples for noxious weed seeds. 96 of those samples (18%) were reported NOT PASSED, because they contained viable noxious weed seeds in excess of the standards specified above.

AS-FS-102

### SAMPLING PROGRAM

While many feeds and feed ingredients have little or no contamination by weed seeds, other feeds and ingredients have a higher probability of containing noxious weed seeds. By concentrating our sampling and analysis on those feeds and feed ingredients that have a higher chance of containing noxious weed seeds, we may get better compliance with the regulations and decrease the amount of contaminated feed distributed. Grain

screenings, custom formula feeds, texturized feeds, and wild bird food are products of primary concern at this time.

Rather than collect extra samples for weed seed analysis, we will analyze a number of our routine samples for weed seeds, in addition to the routine analytes. We will continue monitoring commercial feeds for contamination by viable noxious weed seeds.

Specific instructions to field staff for our weed seed monitoring program are as follows:

1. The lab will only analyze for weed seeds when requested by the Inspector or the Office of Agronomy Services.
2. Visually inspect each sample collected
3. Determine if the product sampled fits into one of the priority categories. These categories are:
  - Grain screenings
  - Custom formula feeds, especially those containing whole grains or screenings,
  - Texturized and other feeds containing whole grains, and
  - Wild bird food.
4. Other products may be submitted for analysis if there appears to be a high probability of weed seed contamination.
5. When collecting a sample for weed seed analysis and label analysis, please collect an additional pound of feed for the weed seed analysis.
6. Make a note in the "Remarks" section of the Report of Sample form requesting analysis for weed seed.

If the sample is reported NOT PASSED after analysis, it will be handled like any other violative sample. Any product remaining of the lot sampled will be placed under Stop Sale Order as an adulterated product. The product can be released from Stop Sale only for remanufacturing to render the weed seeds non-viable or disposal.

## SUMMARY OF WEED SEED OCCURRENCE IN COMMERCIAL FEEDS

Commercial Feeds Sampled January 1, 2002- December 31, 2002

Total samples analyzed for weed seed contamination: 25

Number of samples analyzed reported as PASSED: 24  
 Number of samples analyzed reported NOT PASSED: 1

Percent of samples reported NOT PASSED: 4%

Number of samples actually containing weed seeds: 4  
 Number of samples containing no weed seeds: 21

Sampling was confined to products that looked like they may contain noxious weed seeds. Some of the samples that passed did contain some weed seeds. However, the factor that determines if a sample passes or not is seed viability. The weed seeds need to be viable to be violative. Samples containing noxious weed seeds but reported as PASSED contained less than 4.5 viable *restricted* weed seeds per pound or no viable *prohibited* weed seeds. In some cases, there were no viable weed seeds in the sample.

| Type of feed analyzed for weed seeds         | Number analyzed | Number NOT PASSED | Percent NOT PASSED |
|--|-----------------|-------------------|--------------------|
| Texturized feed, scratch feeds, poultry feed | 5               | 1                 | 20%                |
| Customer formula feeds                       | 5               | 0                 | --                 |
| Grain, grain screenings                      | 4               | 0                 | --                 |
| Wild bird feeds                              | 11              | 0                 | --                 |

In 2001 we analyzed 32 samples for weed seed contamination and reported 7 samples as NOT PASSED, an 22% non-compliance rate. Since 1989 we have analyzed approximately 520 samples for weed seeds, reporting about 96 of them as NOT PASSED, for a non-compliance rate of about 18% during that time period.

## WEED SEED ANALYSIS OF COMMERCIAL FEEDS

Commercial Feeds Sampled Jan. 1, 2001 - Dec. 31, 2001

\* Results marked by an asterisk indicate that the number of restricted noxious weed seeds found in that sample was below the tolerance of 4.5 restricted noxious weed seeds per pound. In these instances, viability was not determined.

### American Agco

S. St. Paul, MN

Wild Bird Feed Passed  
None found

### BCA Products

Sleepy Eye, MN

Premium Wild Bird Passed  
None Found

Wild Bird Food Passed  
None Found

### Broin Enterprises, Inc

Scotland, SD

Distillers Grain Passed  
None Found

### Cammack Ranch Supply

Union Center, SD

Custom Soybean Mix Passed  
None Found

### Corner Feed & Seed

Tripp, SD

Dry Extruded Whole Soybeans Passed  
None Found

### Dakota Mill & Grain

Sturgis, SD

Hen Scratch Not Passed  
One Field Bindweed and five Wild Oats germinated

### Farmers Coop Assn

Gordon, NE

Hen Scrch Mix Passed  
None Found

Hen Scratch Mix Passed  
None Found

### FreMar Farmer's Coop

Freeman, SD

Custom Feed Passed  
None Found

**Gutwein & Co**  
Francesville, IN  
Morning Song Wild Bird Mini-Snack Passed  
None Found

**Hartz Mountain Corp**  
Secaucus, NJ  
Hartz Cockatiel Diet Passed  
None Found

**Hubbard Feeds**  
Mankato, MN  
Western Sweet Passed  
None Found

**Kaylor Grain Company**  
Kaylor, SD  
Custom Mix Passed  
None Found

**Kaytee Products**  
Chilton, WI  
Kaytee Wild Finches Passed  
None Found

**New Underwood Grain Co.**  
New Underwood, SD  
Chicken Scratch Passed  
Found: 2 Field Bindweed, none germinated

**Northern Plains Seed**  
Sioux Falls, SD  
Fancy Finch Mix Passed  
Found: Mustard Seed, none germinated

**Penn Pak**  
Madison, GA  
Pennington Sunflower Seed Passed  
None Found

**Professional Management Service**  
Groton, SD  
Custom Mix Passed  
Found: 1 Wild Oat, none germinated

**Roslyn Elevator**  
Roslyn, SD  
Custom Blend Feed Passed  
None Found  
  
Custom Blend Feed Passed  
None Found

**Valley Splendor**

Fargo, ND

Wild Bird Food Seed

None Found

Passed

**Watertown Coop Elevator-Webster**

Webster, SD

Sunflower Birdseed

None Found

Passed

Bird Seed

None Found

Passed

Bird Seed

None Found

Passed

## **MYCOTOXIN OCCURANCE IN UNHARVESTED CORN**

In the fall of 2002 a project was conducted to examine the occurrence of mycotoxin contamination in unharvested corn in South Dakota. Although the project size was small we were able to learn some valuable information about the general extent of the contamination and the methods used to determine the level of contamination. Because the number of samples collected was so small, we cannot say with certainty that contamination was or was not widespread in any particular sampling area.

This project consisted of sampling 25 ears of corn (per field) from 50 fields in the eastern half of South Dakota. The number of samples taken in a particular county was based on the number of acres in corn production. This meant that in some counties 2 samples were taken and in other areas only 1 sample was taken for a 2 county area. The samples were sent to South Dakota State University where the samples were dried, evaluated under a blacklight, ground and an immunoassay determination done. Then the samples were sent to North Dakota State University for evaluation with standard laboratory equipment.

In addition to the analytes listed on the following page, the following analytes were also tested for and none were detected in any of the samples: DAS, 3-Acetyl DON, Fusarenone-X, Neosolaniol, Nivalenol, 15-Acet-Scirp, Scirpentriol, Acetyl T-2, HT-2 Toxin, Iso T-2 Toxin, T-2 Tetraol, T-2 Toxin, T-2 Triol.

| County      | Black Light (Number of Ears Floursced) | Aflatoxins | Aflatoxin ELISA (ppb) | Deoxynivalenol ELISA | 15-Acetyl DON | Deoxynivalenol | Fumonisin B1 | Fumonisin ELISA | Zearalenol | Zearalenone |
|-------------|--|------------|-----------------------|----------------------|---------------|----------------|--------------|-----------------|------------|-------------|
| Hutchinson  | 20                                     | ND         | 1.00                  | ND                   | ND            | ND             | 7.00         | 11.4            | ND         | ND          |
| Hutchinson  | 4                                      | ND         | 1.00                  | ND                   | ND            | ND             | 2.00         | 1.15            | ND         | ND          |
| Yankton     | 4                                      | ND         | 1.45                  | ND                   | ND            | ND             | 12.00        | 24.0            | ND         | ND          |
| Yankton     | 17                                     | 0.310      | 291                   | ND                   | ND            | ND             | 7.00         | 16.2            | ND         | ND          |
| Bon Homme   | 7                                      | 0.300      | 139                   | ND                   | ND            | ND             | 3.00         | 3.40            | ND         | ND          |
| Bon Homme   | 18                                     | 0.020      | 8.60                  | ND                   | ND            | ND             | 4.00         | 14.8            | ND         | ND          |
| Gregory     | 14                                     | ND         | 1.55                  | 0.25                 | ND            | ND             | 3.00         | 2.7             | ND         | ND          |
| Charles Mix | 9                                      | ND         | 1.00                  | 0.25                 | ND            | ND             | 2.00         | 2.85            | ND         | ND          |
| Douglas     | 13                                     | ND         | 1.60                  | ND                   | ND            | ND             | 3.00         | 3.35            | ND         | ND          |
| Spink       | 10                                     | ND         | 1.00                  | ND                   | ND            | ND             | ND           | 1.00            | ND         | ND          |
| Hand        | 18                                     | ND         | 1.00                  | ND                   | ND            | ND             | ND           | 1.00            | ND         | ND          |
| Faulk       | 11                                     | ND         | 1.00                  | ND                   | ND            | ND             | ND           | 1.00            | ND         | ND          |
| Brown       | 16                                     | ND         | 1.30                  | 3.5                  | 0.40          | ND             | ND           | 1.00            | ND         | ND          |
| Walworth    | 14                                     | ND         | 1.00                  | ND                   | ND            | ND             | ND           | 1.00            | ND         | ND          |
| Potter      | 2                                      | ND         | 1.00                  | ND                   | ND            | ND             | ND           | 1.00            | ND         | ND          |
| Hyde        | 6                                      | ND         | 1.00                  | ND                   | ND            | ND             | ND           | 1.05            | ND         | ND          |
| Aurora      | 14                                     | ND         | 1.55                  | ND                   | ND            | ND             | ND           | 1.75            | ND         | ND          |
| Brule       | 9                                      | ND         | 1.00                  | 0.70                 | ND            | ND             | ND           | 4.05            | ND         | ND          |
| Davison     | 8                                      | ND         | 1.45                  | ND                   | ND            | ND             | ND           | 1.00            | ND         | ND          |
| Hanson      | 8                                      | 0.020      | 23.60                 | ND                   | ND            | ND             | 2.00         | 3.95            | ND         | ND          |
| Miner       | 13                                     | ND         | 1.30                  | ND                   | ND            | ND             | 7.00         | 13.80           | ND         | ND          |
| Sanborn     | 15                                     | ND         | 1.00                  | ND                   | ND            | ND             | ND           | 1.00            | ND         | ND          |
| Jerauld     | 18                                     | ND         | 1.45                  | 1.4                  | ND            | 1.20           | 3.00         | 6.30            | ND         | ND          |
| Grant       | 11                                     | ND         | 1.00                  | 0.25                 | ND            | ND             | ND           | 1.00            | ND         | ND          |
| Roberts     | 12                                     | ND         | 1.00                  | ND                   | ND            | ND             | ND           | 1.00            | ND         | ND          |
| Day         | 19                                     | ND         | 1.00                  | ND                   | ND            | ND             | ND           | 1.00            | ND         | ND          |
| Marshall    | 19                                     | ND         | 1.00                  | 0.25                 | ND            | ND             | ND           | 1.00            | ND         | ND          |
| Minnehaha   | 18                                     | ND         | 1.20                  | 3.0                  | ND            | 1.60           | 2.00         | 3.80            | ND         | ND          |
| Moody       | 20                                     | ND         | 1.00                  | ND                   | ND            | ND             | ND           | 1.25            | 1.10       | 1.10        |
| Clark       | 19                                     | ND         | 1.00                  | ND                   | ND            | ND             | ND           | 1.00            | ND         | ND          |
| Codington   | 16                                     | ND         | 1.30                  | ND                   | ND            | ND             | ND           | 1.00            | ND         | ND          |
| Brookings   | 8                                      | ND         | 1.00                  | ND                   | ND            | ND             | ND           | 1.00            | ND         | ND          |
| Lake        | 16                                     | ND         | 1.10                  | 1.2                  | ND            | 1.00           | ND           | 1.00            | ND         | ND          |
| Lake        | 23                                     | ND         | 1.00                  | 0.80                 | ND            | ND             | ND           | 1.00            | ND         | ND          |
| Kingsbury   | 12                                     | ND         | 1.00                  | ND                   | ND            | ND             | ND           | 1.00            | ND         | ND          |
| Beadle      | 11                                     | ND         | 1.00                  | ND                   | ND            | ND             | ND           | 1.00            | ND         | ND          |
| Hamlin      | 21                                     | ND         | 1.00                  | 0.95                 | ND            | 1.10           | ND           | 1.00            | ND         | ND          |
| Deuel       | 22                                     | ND         | 1.00                  | 0.55                 | ND            | 0.50           | ND           | 1.40            | ND         | ND          |
| McCook      | 22                                     | ND         | 1.00                  | ND                   | ND            | ND             | ND           | 1.00            | ND         | ND          |
| McCook      | 20                                     | ND         | 1.00                  | ND                   | ND            | ND             | 5.00         | 8.40            | ND         | ND          |
| Turner      | 15                                     | ND         | 1.60                  | ND                   | ND            | ND             | 7.00         | 17.80           | ND         | ND          |
| Turner      | 20                                     | ND         | 1.00                  | ND                   | ND            | ND             | 3.00         | 4.40            | ND         | ND          |
| Union       | 19                                     | ND         | 1.00                  | ND                   | ND            | ND             | ND           | 2.60            | ND         | ND          |
| Clay        | 24                                     | ND         | 1.00                  | ND                   | ND            | ND             | 6.00         | 12.40           | ND         | ND          |
| Lincoln     | 18                                     | ND         | 1.00                  | ND                   | ND            | ND             | ND           | 1.30            | ND         | ND          |
| Union       | 13                                     | ND         | 1.40                  | ND                   | ND            | ND             | ND           | 1.85            | ND         | ND          |



|           |    |    |      |      |    |    |      |      |    |    |
|-----------|----|----|------|------|----|----|------|------|----|----|
| Clay      | 25 | ND | 1.00 | ND   | ND | ND | ND   | 2.05 | ND | ND |
| Lincoln   | 17 | ND | 1.00 | 0.90 | ND | ND | ND   | 1.35 | ND | ND |
| Minnehaha | 25 | ND | 1.00 | ND   | ND | ND | 3.00 | 2.65 | ND | ND |
| Moody     | 18 | ND | 1.00 | ND   | ND | ND | 2.00 | 3.35 | ND | ND |

