

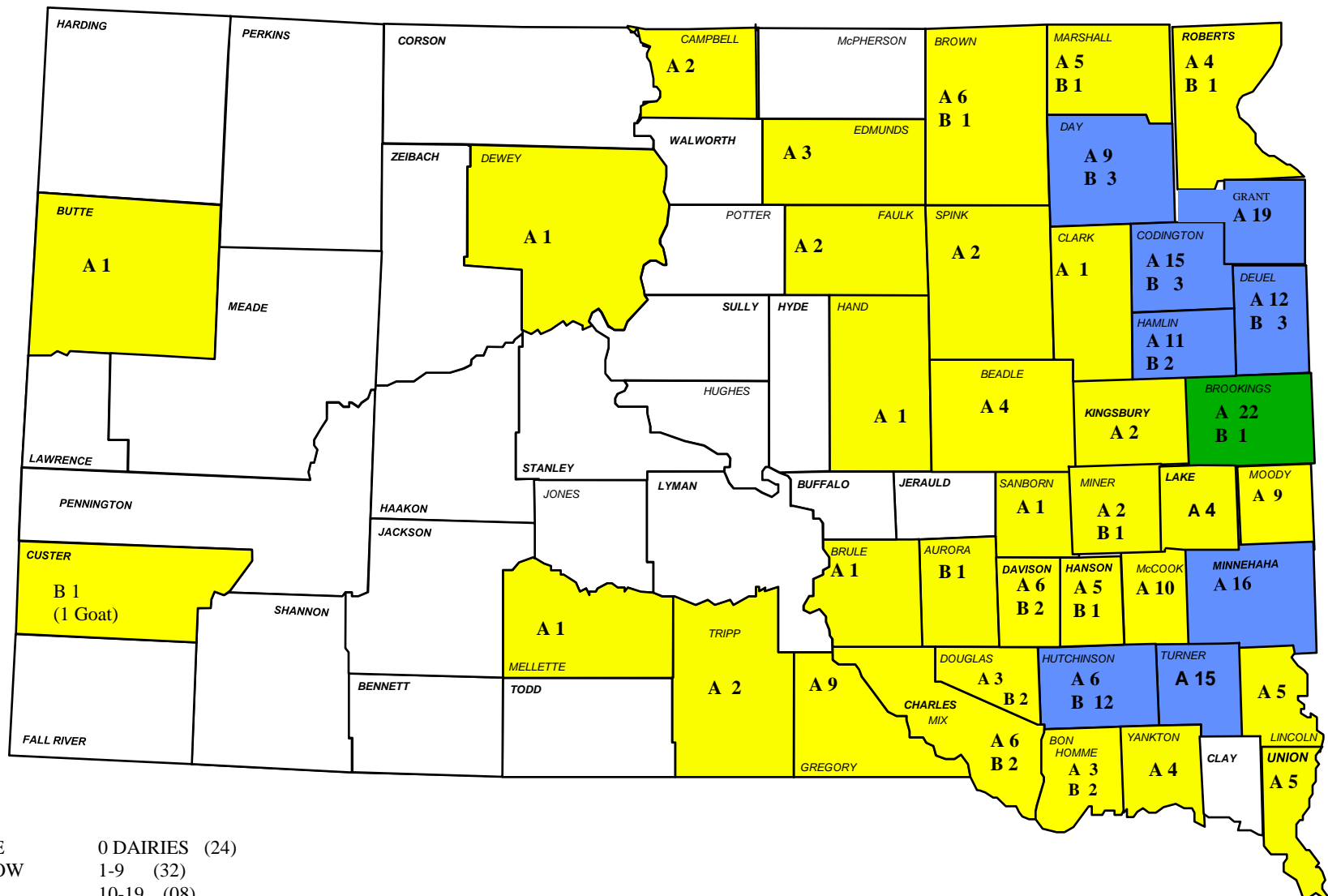
South Dakota Department of Agriculture FY 2013 Annual Dairy Report



SOUTH DAKOTA DAIRY FACTS

Lucas Lentsch, Secretary of Agriculture
Trudy Wastweet, Deputy Secretary of Agriculture

Kevin Fridley, Division Director, Agricultural Services
Darwin W. Kurtenbach, Dairy Program Administrator



WHITE	0 DAIRIES (24)
YELLOW	1-9 (32)
BLUE	10-19 (08)
GREEN	20-29 (1)

County Color Code

POUNDS OF MILK SOLD DAILY PER COUNTY -

07/01/2013

PAGE 1

County	# of Grade "A" Milk Sold Daily	No. of "A" Farms	# of Grade "B" Milk Sold Daily	No. of "B" Farms	Total Farms	Total # of Milk Sold Daily	Daily # of Milk Sold / Farm	Cows Per County	Avg. No. Of Cows/Farm
Aurora	0	0	10,100	1	1	10,100	10,100	172	172
Beadle	56,900	4	0	0	4	56,900	14,225	970	243
Bon Homme	26,700	3	2,000	2	5	28,700	5,740	490	98
Brookings	886,100	22	950	1	23	887,050	38,567	15,136	658
Brown	28,395	6	952	1	7	29,347	4,192	501	72
Brule	39,000	1	0	0	1	39,000	39,000	665	665
Butte	900	1	0	0	1	900	900	15	15
Campbell	2,385	2	0	0	2	2,385	1,193	41	21
Charles Mix	33,200	6	1,000	2	8	34,200	4,275	584	73
Clark	65,000	1	0	0	1	65,000	65,000	1,109	1,109
Codington	300,350	15	5,900	3	18	306,250	17,014	5,226	290
Custer (Goat Dairy)	0	0	0	0	0	0	0	0	0
Davison	34,700	6	5,900	2	8	40,600	5,075	693	87
Day	103,650	9	2,450	3	12	106,100	8,842	1,810	151
Deuel	345,000	12	5,675	3	15	350,675	23,378	5,984	399
Dewey	1,970	1	0	0	1	1,970	1,970	34	34
Douglas	6,500	3	4,400	2	5	10,900	2,180	186	37
Edmunds	34,861	3	0	0	3	34,861	11,620	595	198
Faulk	19,388	2	0	0	2	19,388	9,694	331	166
Grant	522,800	19	0	0	19	522,800	27,516	8,921	470
Gregory	23,700	9	0	0	9	23,700	2,633	404	45
Hamlin	322,400	11	1,750	2	13	324,150	24,935	5,531	425
Hand	4,200	1	0	0	1	4,200	4,200	72	72
Hanson	33,400	5	1,800	1	6	35,200	5,867	601	100
Hutchinson	124,900	6	13,400	12	18	138,300	7,683	2,360	131
Kingsbury	23,000	2	0	0	2	23,000	11,500	392	196

PAGE SUBTOTAL: 3,039,399 150 56,277 35 185 3,095,676 347,299 52,823

of milk produced/cow in 2012 =21,391

#Cows/County = # milk sold daily X 365 days ÷21,391#

POUNDS OF MILK SOLD DAILY PER COUNTY -

07/01/2013

PAGE 2

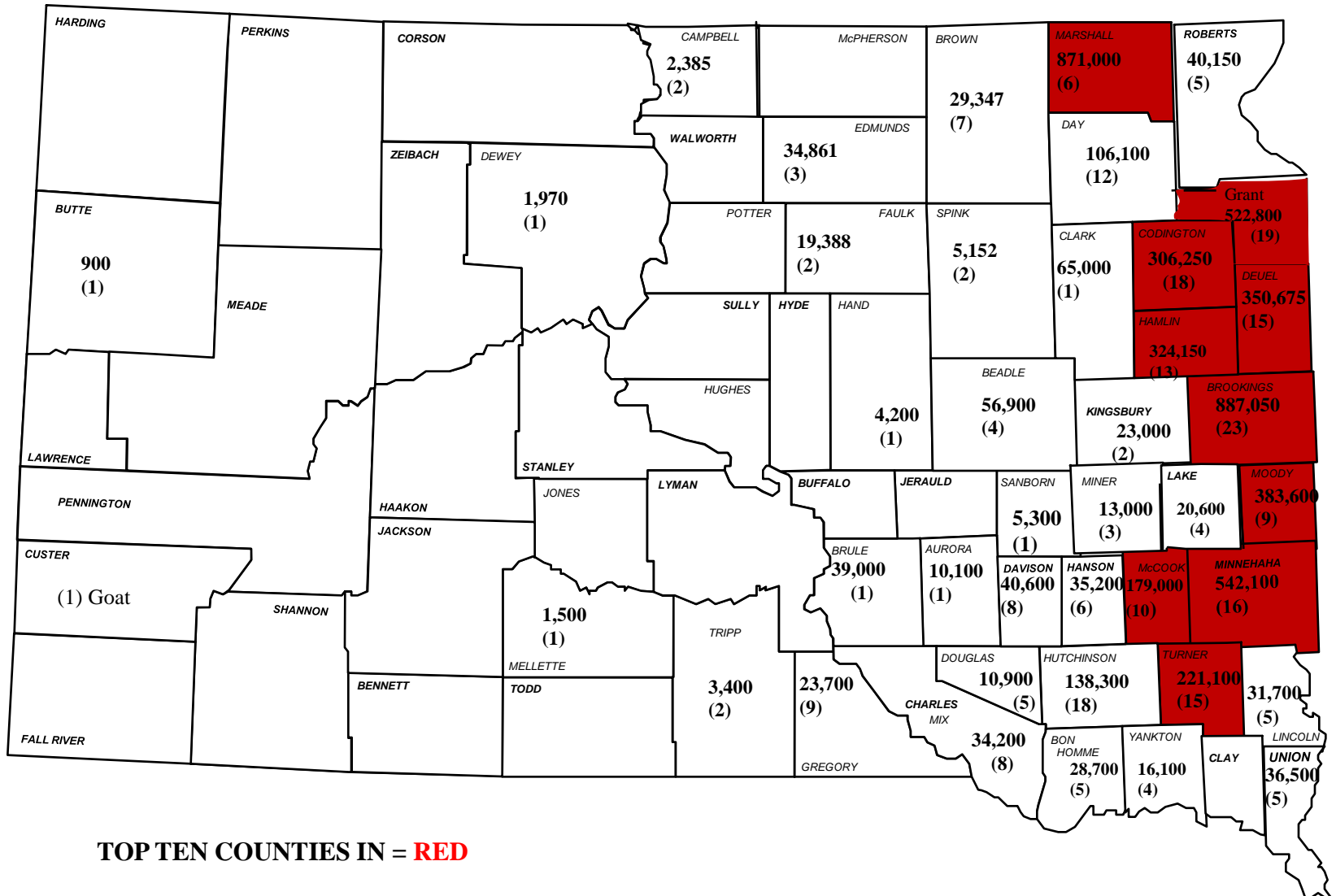
County	# of Grade "A" Milk Sold Daily	No. of "A" Farms	# of Grade "B" Milk Sold Daily	No. of "B" Farms	Total Farms	Total # of Milk Sold Daily	Daily # of Milk Sold / Farm	Cows Per County	Avg. No. Of Cows/Farm
Lake	20,600	4	0	0	4	20,600	5,150	352	88
Lincoln	31,700	5	0	0	5	31,700	6,340	541	108
Marshall	869,800	5	1,200	1	6	871,000	145,167	14,862	2,474
McCook	179,000	10	0	0	10	179,000	17,900	3,054	305
Mellette	1,500	1	0	0	1	1,500	1,500	26	26
Miner	12,200	2	800	1	3	13,000	4,333	222	74
Minnehaha	542,100	16	0	0	16	542,100	33,881	9,250	578
Moody	383,600	9	0	0	9	383,600	42,622	6,545	727
Roberts	39,500	4	650	1	5	40,150	8,030	685	137
Sanborn	5,300	1	0	0	1	5,300	5,300	90	90
Spink	5,152	2	0	0	2	5,152	2,576	88	44
Tripp	3,400	2	0	0	2	3,400	1,700	58	29
Turner	221,100	15	0	0	15	221,100	14,740	3,773	252
Union	36,500	5	0	0	5	36,500	7,300	623	125
Yankton	16,100	4	0	0	4	16,100	4,025	275	69
PAGE SUBTOTAL	2,367,552	85	2,650	3	88	2,370,202	300,564	40,444	
TOTALS	5,406,951	235	58,927	38	273	5,465,878	647,863	93,267	

#Cows/County = # milk sold daily X 365 days ÷ 21,391#

SOUTH DAKOTA DAIRY FARMS: Pounds of Milk Sold Daily Per County July 2013

Grade A (5,406,951) + Grade B (58,927)=5,465,878 Pounds of milk

(Number of farms are in parenthesis)

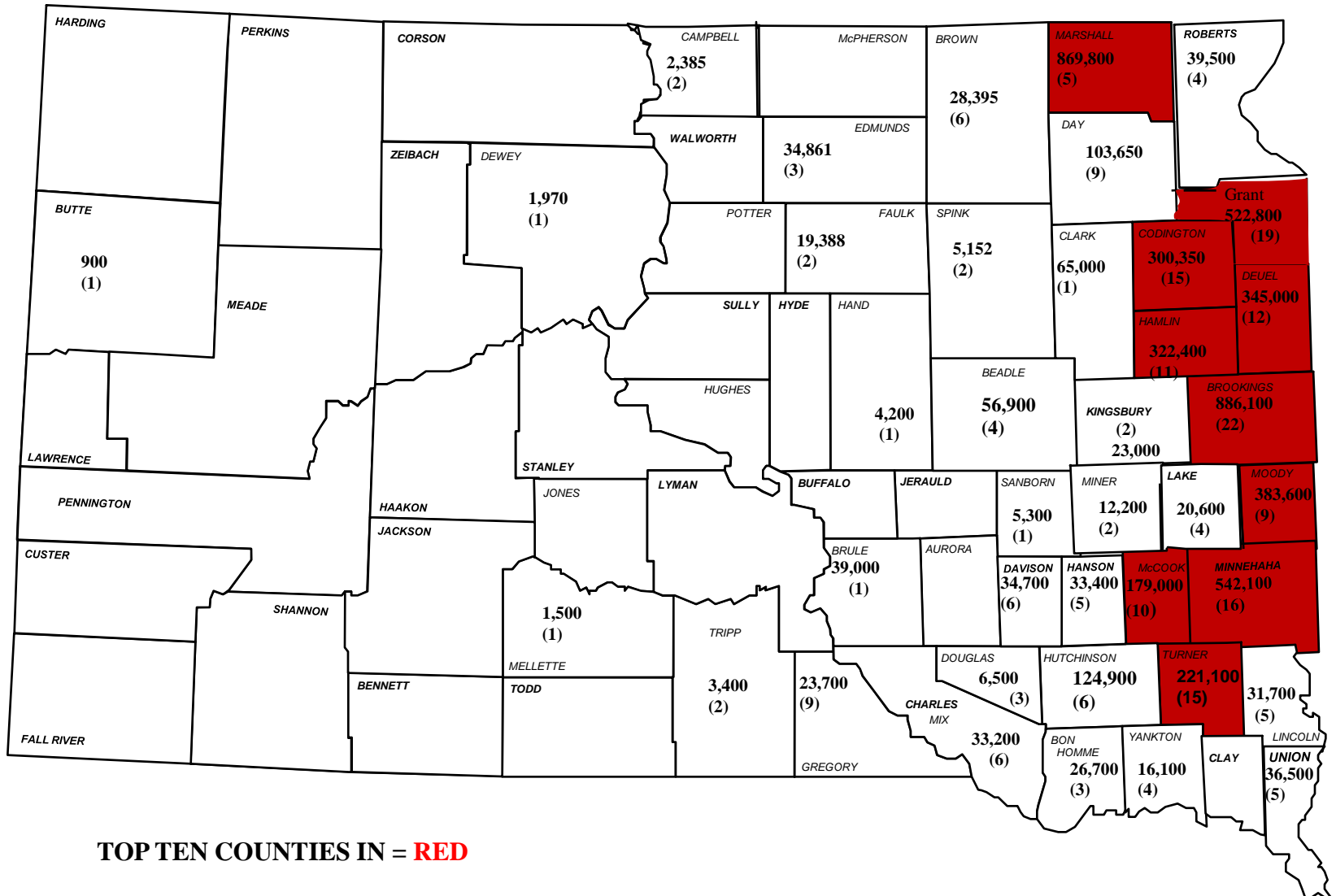


TOP TEN COUNTIES IN = RED

SOUTH DAKOTA DAIRY FARMS: Pounds of Milk Sold Daily Per County July 2013

235 Grade A Producers = 5,406,951

(Number of farms are in parenthesis)

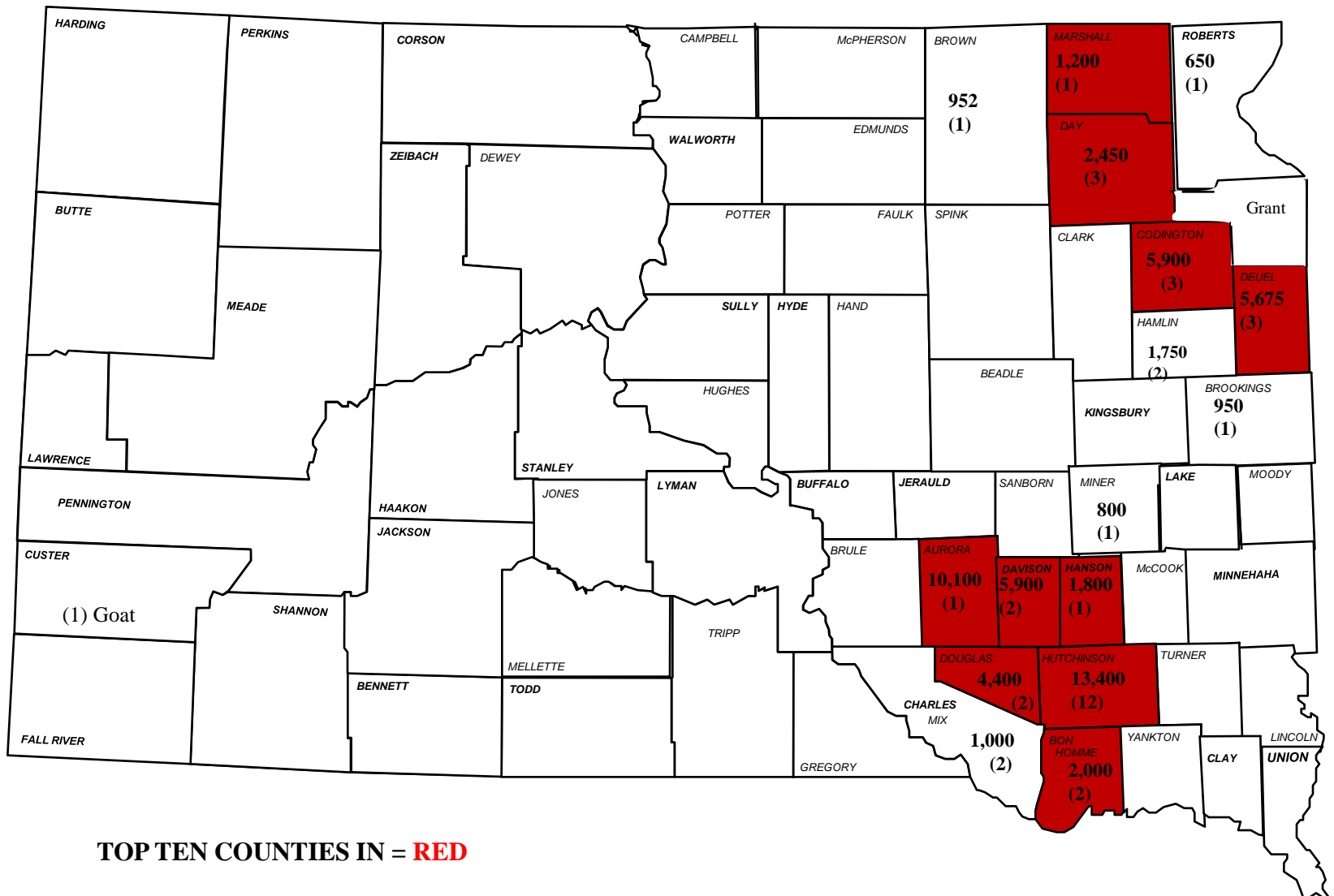


TOP TEN COUNTIES IN = RED

SOUTH DAKOTA DAIRY FARMS: Pounds of Milk Sold Daily Per County July 2013

38 Grade B Producers = 58,927

(Number of farms are in parenthesis)

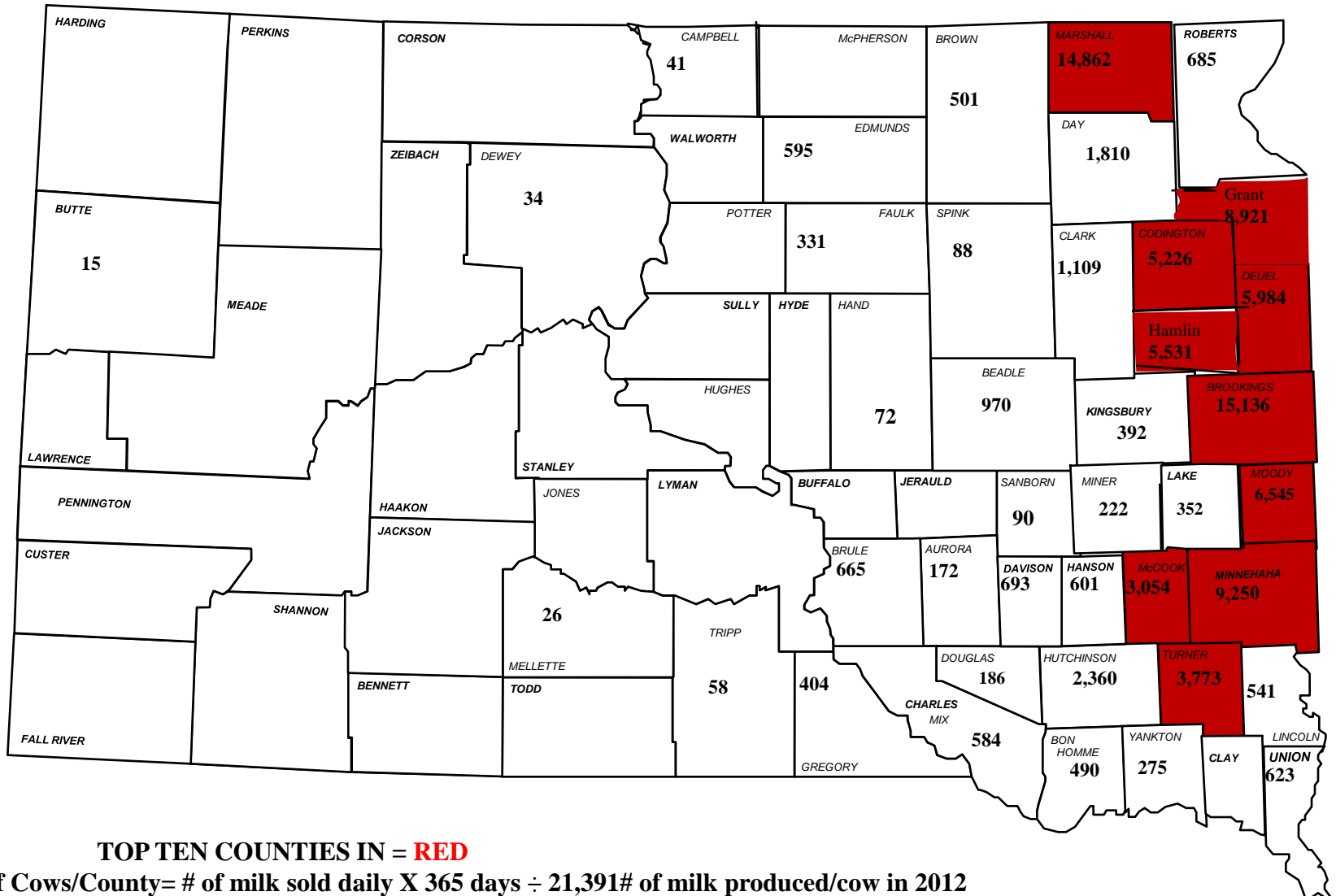


TOP TEN COUNTIES IN = RED

South Dakota Cows Per County – July 2013

93,267 Cows total

of Cows Based on Average Production Per Cow



TOP TEN COUNTIES IN = **RED**

of Cows/County= # of milk sold daily X 365 days ÷ 21,391# of milk produced/cow in 2012

PLANT	WORK PHONE	ORGANIZATION NAME	CITY	ZIP	MANAGERS NAME	PLANT TYPE	PLANT ADDRESS
206	(605) 925-4234	ASSOCIATED MILK PRODUCERS	FREEMAN	57029	MARY OSTERLOO	M,P,A,RS,PAST	PO BOX 430
233	(605) 948-2211	ASSOCIATED MILK PRODUCERS	HOVEN	57450	KEVIN HAGEMAN	M,P,C,PAST	PO BOX 825
237	(605) 889-2313	DAIRI CONCEPTS	POLLOCK	57648	JACK VOLK	M,P,C,PAST,TS	PO BOX 668
138	(605) 336-1958	DEAN FOODS / L-O-L Milk	SIOUX FALLS	57104	MIKE NOBEL	A,P,PAST,SSFP	1200 W. RUSSELL ST.
230	(605) 928-3833	DIMOCK DAIRY PRODUCTS	DIMOCK	57331	CALVIN KURSE	M,P,C,PAST	PO BOX 26
220	(605) 347-2626	G and G ENTERPRISES	STURGIS	57785	RON GAPP	CW	2250 PARK AVE.
225	(605) 336-6961	HOT STUFF FOODS	SIOUX FALLS	57101	BRAIN ROSSOW	CW	PO BOX 780
202	(605) 785-3683	LAKE NORDEN CHEESE CO	LAKE NORDEN	57248	TODD PENNINGS	C,M,P,PAST,RS	PO BOX 169
	(606) 695-8888	LAND-O-LAKES	BROOKINGS	57006	STEVE SNEER	A	130 W. 2ND ST SOUTH
156	(605) 336-6027	LAND-O-LAKES	SIOUX FALLS	57104	GREG NELSON	A,RS	117 WEST AVE
	(888) 884-6455	LAND-O-LAKES / NFPT	VOLGA	57071	BLAKE OTTENSON		PO BOX 586
245	(605) 946-5857	MIDWEST CHEESE DIST	CORSICA	57328	TOM GERLACH	CW	PO BOX 48
330	(605) 642-3015	PRECISION BLENDING INC	SPEARFISH	57783	DAN CARLBOM	DB	1831 IRONHORSE LOOP
229	(605) 862-8131	SAPUTO CHEESE	BIG STONE CITY	57216	KIP CAMERON	CW	PO BOX 825
105	(605) 688-4116	SDSU DAVIS DAIRY	BROOKINGS	57007	JOHN HABERKORN	A,P,C,IC,PAST	PO BOX 2104DAIRY MICRO
900	(605) 692-5552	STERLING TECHNOLOGY	BROOKINGS	57006	DUSTIN KJELDEN	A,P,C,IC,PAST	133 32ND AVE. SOUTH
234	(605) 432-4563	VALLEY QUEEN CHEESE CO	MILBANK	57252	MARK LEDDY	M,P,C,PAST	PO BOX 351
215	(605) 359-6902	VALLEY SIDE FARM CHEESE	CROOKS	57020	KRISTIN SWANSON	C,M,P,PAST	46932 255th St.
		IC-ICE CREAM M-MFG GRADE	CW-CHEESE CUT A-GRADE A		TS-TRANSFER STATION C-CHEESE PLANT		
		PAST-PASTEURIZED SSFP-SIGLE SERVICE FAB PLANT	DB-DRY BLEND RS-REC. STATION		P-PROCESSING		

July 10, 2013

SOUTH DAKOTA

FY 2013 STATISTICS

<u>Total Farms:</u>	Grade "A"	235
	Manufacturing	38

<u>Inspections:</u>	Plant/Rec/Transfer Station	66
	Grade "A" Farms	698
	Manufacturing Grade	58
	Pasteurization Equipment	53
	HTST Resealing	30
	Bulk Milk Haulers/Trucks	93/154
	Milk Products Tested	1572

<u>Plants</u>	Grade "A" Fluid	2
	Grade "A" Drying	1
	Manufacturing Grade Cheese	7
	Manufacturing Grade Drying	6
	Receiving /Transfer Stations	6
	Single Service Fabricating	1
	Cheese Cutting and wrapping	4
	Ice Cream Plants	1
	IMS Surveys/Resurveys	19/3
	Check Ratings	2
	Powder Blending	1

<u>Licensed Sanitarians: (Fieldman)</u>	22
---	----

Interstate Milk Shippers Listings:

FISCAL YEAR CHANGE IN SOUTH DAKOTA DAIRY FARMS

<u>DATE</u>	<u>GRADE A</u>	<u>GRADE B</u>	<u>TOTAL</u>	<u>DECREASE</u>	<u>% CHANGE</u>
					(minus)
07/01/1981	750	3900	4650		0.00%
07/01/1982	786	3776	4562	88	1.93%
07/01/1983	811	3747	4558	4	0.09%
07/01/1984	850	3720	4570	plus 12	0.00%
07/01/1985	900	3500	4400	170	3.86%
07/01/1986	1027	3098	4125	275	6.67%
07/01/1987	1020	2964	3984	141	3.54%
07/01/1988	1114	1846	2960	1024	34.59%
07/01/1989	1140	1600	2740	220	8.03%
07/01/1990	1164	1335	2499	241	9.64%
07/01/1991	1180	1229	2409	90	3.74%
07/01/1992	1165	972	2137	272	12.73%
07/01/1993	1139	978	2117	20	0.94%
07/01/1994	1100	758	1858	258	13.89%
07/01/1995	1048	667	1715	143	8.34%
07/01/1996	974	591	1565	150	9.58%
07/01/1997	892	512	1404	161	11.47%
07/01/1998	817	416	1233	171	13.87%
07/01/1999	799	365	1164	69	5.93%
07/01/2000	766	329	1095	69	6.30%
07/01/2001	671	274	945	150	15.87%
07/01/2002	632	237	869	76	8.75%
07/01/2003	585	193	778	91	11.70%
07/01/2004	537	160	697	81	11.62%
07/01/2005	507	137	644	53	8.23%
07/01/2006	489	112	601	43	7.15%
07/01/2007	444	86	530	71	13.40%
07/01/2008	414	78	492	38	7.72%
07/01/2009	355	63	418	74	17.70%
07/01/2010	321	53	374	44	11.76%
07/01/2011	299	50	349	25	7.16%
07/01/2012	285	47	332	17	5.12%
07/01/2013	235	37	273	60	21.98%