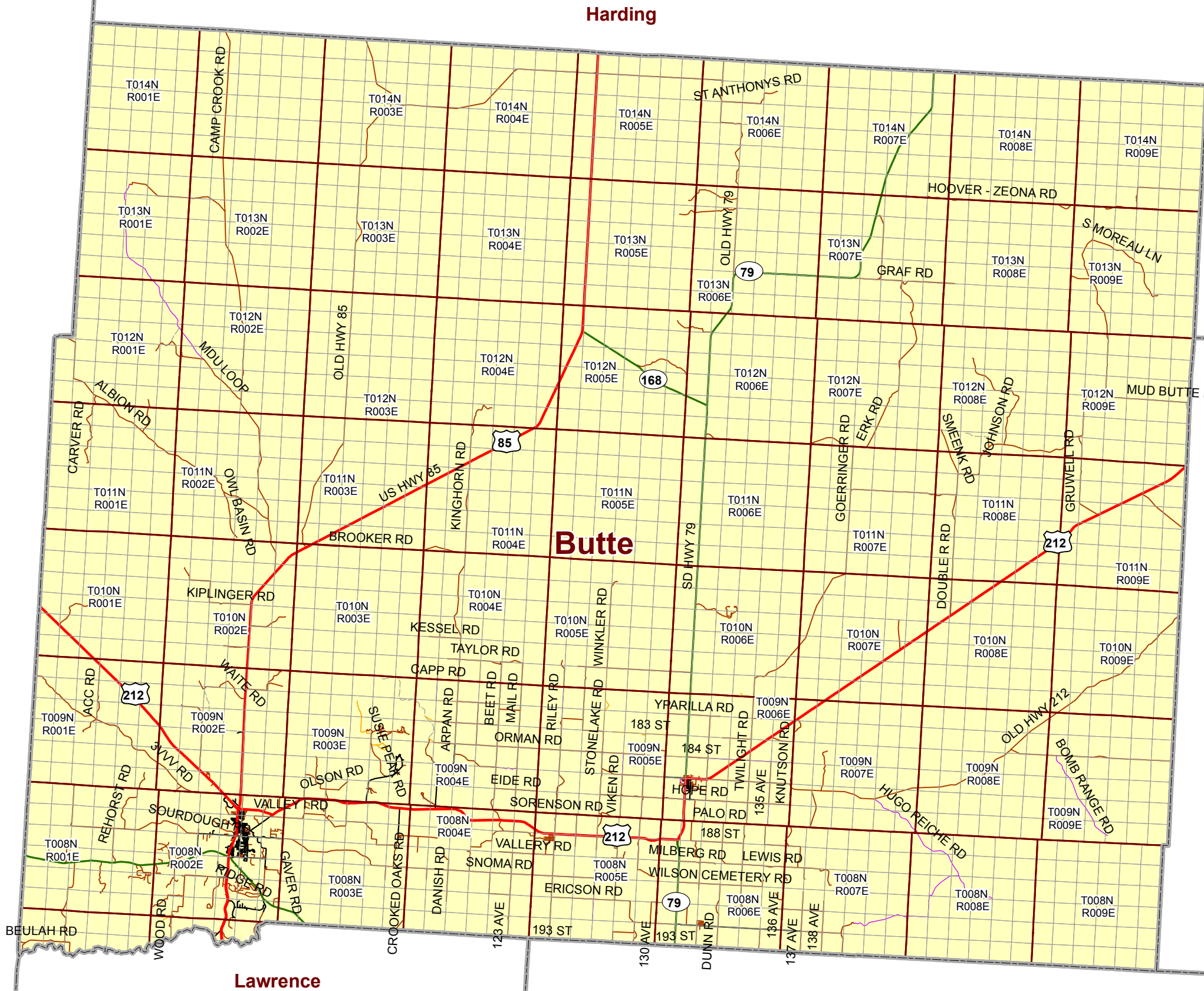















# Butte Conservation District



## Legend

-  Conservation District Boundaries
-  Township Boundaries - PLSS
-  Section Boundaries - PLSS
- State Highways - DOT**
-  Interstate
-  US Highways
-  State Highways
- Local Roads (NSTRI) - DOT**
- By Surface Type**
-  Hard Surface Road
-  Gravel or Crushed Rock
-  Graded and Drained Earth
-  Unimproved
-  Primitive (Trail)
-  Butte Conservation District

Perkins

Tri - County

Harding

Butte

Lawrence

Elk Creek